


# ANGLETECH GEARS

## Manual

Use and mantainance



Edition 2024

**HYDRO • MEC**

HIGH EFFICENCY GEARBOXES

**GENERALITY**

The gearboxes do not fall within the scope of Machinery Directive 2006/42 / EC, as they are identified as components of the machine.

Article. 35 of the guide to the Machinery Directive states:

"The Machinery Directive does not apply directly to the components of the machines, such as, for example, the speed reducers, which does not have a specific application as such, but are intended to be incorporated in machines, although the design and construction of such components must be such as to make the machine completed in compliance with the relevant requirements and basic safety and health protection. "

Smooth operation and the right to request under guarantee require compliance with the information contained in this manual, which must be read before starting up the group.

The gearboxes, which are not an integral part of a machine properly defined, are not nearly machines, but they are only components, therefore do not fall in the purposes of Machinery Directive 2006/42 / EC.e 2006/42 / EC.

**GENERALITA'**

I riduttori di velocità non ricadono nel campo d'applicazione della Direttiva Macchine 2006/42/CE, in quanto sono identificati come componenti di macchina.

L'art. 35 della guida alla Direttiva Macchine stabilisce: "La Direttiva Macchine non si applica direttamente ai componenti delle macchine, quali, per esempio i riduttori di velocità, che non hanno un'applicazione specifica in quanto tali, ma sono destinati ad essere incorporati nelle macchine, sebbene la progettazione e la costruzione di detti componenti devono essere tali da rendere la macchina completata conforme ai requisiti pertinenti e fondamentali in materia di sicurezza e di tutela della salute."

Il funzionamento regolare ed il diritto alla richiesta di prestazioni in garanzia richiedono il rispetto delle informazioni contenute nel presente manuale che deve essere letto prima della messa in funzione del gruppo.

I Riduttori, che non sono parte integrante di una macchina propriamente definita, non sono quasi macchine, ma sono solo componenti, pertanto non ricadono negli scopi della Direttiva Macchine 2006/42/CE.

**SAFETY**

- Written authorization is required to operate or use reducers in man lift or people moving devices.
- Check to make sure that certain applications do not exceed the allowable load capacities published in the current catalog.
- Buyer shall be solely responsible for determining the adequacy of the product for any and all uses to which Buyer shall apply the product. The application by Buyer shall not be subject to any implied warranty of fitness for a particular purpose.
- For safety, Buyer or User should provide protective guards over all shaft extensions and any moving apparatus mounted thereon. The User is responsible for checking all applicable safety codes in his area and providing suitable guards. Failure to do so may result in bodily injury and/or damage to equipment.
- Gearboxes operating in high position should have a protective shield for any possible parts falling down for casual accidents where people are moving under them.
- Hot oil and reducers can cause severe burns. Use extreme care when removing lubrication plugs and vents.
- Make certain that the power supply is disconnected before attempting to service or remove any components. Lock out the power supply and tag it to prevent unexpected application power.
- Reducers are not to be considered fail safe or self-locking devices. If these features are required, a properly sized, independent holding device should be utilized. Reducers should not be used as a brake.
- Any brakes that are used in conjunction with a reducer must be sized or positioned in such a way so as to not subject the reducer to loads beyond the catalog rating.
- Lifting supports including eyebolts are to be used for vertically lifting the gearbox only and not other associated attachments or motors.
- Use of an oil with an EP additive on units with backstops may prevent proper operation of the backstop. Injury to personnel, damage to the reducer or other equipment may result.
- Overhung loads subject shaft bearings and shafts to stress which may cause premature bearing failure and or shaft breakage from bending fatigue, if not sized properly.

**SICUREZZA**

- E' richiesta autorizzazione scritta per azionare riduttori in ascensori o dispositivi per il movimento delle persone.
- Controllare che alcune applicazioni non eccedano la massima capacità di carico ammessa pubblicata in questo catalogo.
- L'acquirente è l'unico responsabile per la determinazione dell'adeguatezza del prodotto per qualcuna o tutte le utilizzazioni che l'acquirente stesso farà del riduttore. L'applicazione dell'acquirente non potrà essere soggetta ad alcuna implicita garanzia di montaggio per uno scopo particolare.
- Per ragioni di sicurezza l'acquirente dovrà provvedere a porre protezioni adeguate su tutta la lunghezza dell'albero a tutti gli organi in movimento. L'utilizzatore è responsabile del controllo di tutti i codici di sicurezza e la predisposizione di protezioni adeguate. In assenza di tali precauzioni si possono verificare incidenti alle persone e danni agli apparati.
- Su riduttori installati in posizioni elevate utilizzare protezioni adeguate per qualsiasi distacco accidentale di parti nel caso di passaggio di persone al di sotto.
- Olio e riduttori bollenti possono causare gravi ustioni. Usare estrema cautela nella rimozione dei tappi e delle ventole.
- Assicurarsi che la corrente di alimentazione sia scollegata prima di riparare o rimuovere alcun componente. Chiudere l'alimentazione e contrassegnare tale operazione per evitare accensioni accidentali.
- I riduttori non devono essere considerati esenti da guasti o a bloccaggio automatico. Se sono indispensabili queste caratteristiche, deve essere utilizzato un dispositivo indipendente della dimensione adatta. I riduttori non devono essere utilizzati come freni.
- Qualsiasi freno sia utilizzato insieme al riduttore deve essere della giusta grandezza e posizionato in modo da non causare carichi eccessivi non previsti dai dati forniti nel catalogo.
- I dispositivi di sollevamento come le golfare devono essere usati solo per sollevare verticalmente il riduttore e non altri di spositivi associati o motori.
- L'utilizzo di un olio con un additivo EP su gruppi provvisti di dispositivo di arresto possono inficiare l'uso corretto del freno e provocare danni alle persone, alle cose ed al riduttore stesso nonché ad altri apparecchi.
- I Carichi sospesi assoggettano i cuscinetti della vite e la vite stessa a sollecitazioni che possono causare, se non adeguatamente dimensionati, l'usura prematura dei cuscinetti e/o la rottura della vite a causa della resistenza alla flessione.

## SAFETY

Gearboxes in this manual are intended for use in industrial applications and meet the standards and regulations that can be adopted.

The performance and specifications are traceable on the nameplate and related documentation.

### Transport

Carefully check the status upon receipt and any damage immediately to the carrier.

## ASSEMBLY OF PRODUCTS

The following assembly drawings are meant to assist in the search of the main components of the various types of gearbox.

The various designs and dimensions, assembling versions, number of stages, actually generate multiple solutions and therefore we invite you to apply for specific documentation.

## SICUREZZA

I riduttori presenti in questo manuale sono rivolti ad uso in applicazioni industriali e corrispondono agli standard e alle regolamentazioni adottabili.

Le prestazioni e i dati tecnici sono rintracciabili sulla targhetta e sulla relativa documentazione .

### Trasporto

Verificare con attenzione lo stato al ricevimento e contestare immediatamente eventuali danni al trasportatore.

## ASSEMBLAGGIO DEI PRODOTTI

I seguenti disegni di assieme hanno come fine di aiutare nella ricerca dei componenti principali dei vari tipi di riduttore

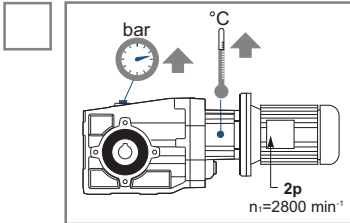
Le varie forme costruttive e dimensionali, delle versioni di montaggio, del numero di coppie di riduzione, generano in realtà molteplici soluzioni e pertanto si invita a richiedere la documentazione specifica.

# SELECTION CHECK LIST

✓ Please Check

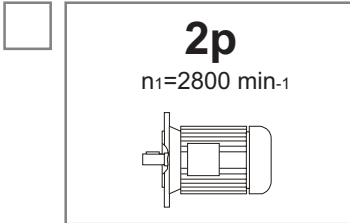
EN

I



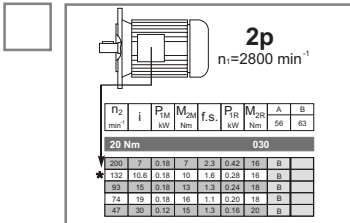
High speed motors, Higher than 1800 rpm, can produce high operating temperatures within the reducer and should only be used for intermittent duty applications. Decrease the reducer's lubricant levels and install a breather plug.

Nell'utilizzo di motori a 2 Poli durante il funzionamento si possono registrare elevate temperature di funzionamento e pressioni interne. Si consiglia l'uso di tali motori solo per servizi intermittenti. Ridurre il livello di lubrificante ed installare un tappo fi sfiato.



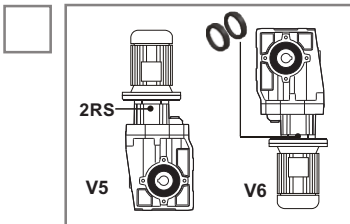
2 poles motors can be used only for very intermittent applications. Specify it in the order to select the most suitable ratios. Please specify in the order if you required a particular level of noise.

Specificare in fase d'ordine se in fase di utilizzo si applica un motore 2 poli.




With 2 poles motor if a particular " low noise" is required ask us the most suitable ratio.

Qualora (con il motore a 2 poli) sia richiesta una particolare silenziosità richiedete i rapporti più idonei.



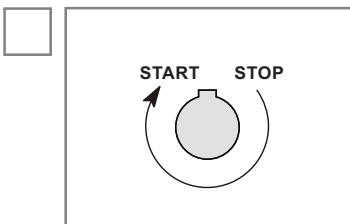
Please specify when ordering if reducer are used in Vertical V5 or V6 mounting position. We normally mount a 2RS self lubricated bearings ( see picture ) for V6 mounting we recommend double oil seals in the input side V6 positions is not recommended for 2 poles motors

Specificare in fase d'ordine se i riduttori richiesti vengono utilizzati per posizioni di montaggio verticali V5÷V6. Per queste posizioni va previsto un cuscinetto schermato 2RS come in figura. Per montaggio V6 suggeriamo l'uso di 2 anelli di tenuta in entrata. V6 (Posizione sconsigliata con motori 2 Poli).



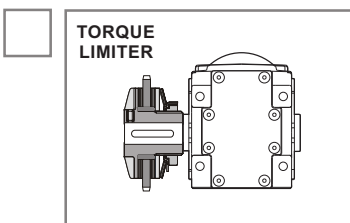
In case of high temperatures we suggest to use FPM (fkm) Oil seals in the output shaft.

In caso di temperature elevate consigliamo di montare anelli di tenuta in FPM (fkm) sul mozzo.



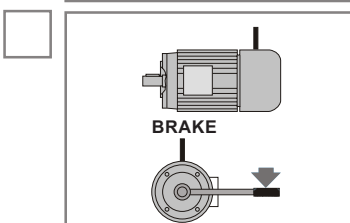
For applications having frequent starts and stops it is recommended to use two oil seals or double lip oil seals to avoid premature wear of the oil seals.

Per applicazioni con un numero elevato di avviamenti / arresti è consigliabile montare due anelli di tenuta sull'albero di uscita.



If the application is with high shock loads and sudden stops it's suggested to use mechanical or electronic torque limiting devices.

Se nell'applicazione si prevedono sovraccarichi prolungati, urti o bloccaggi improvvisi, installare sistemi meccanici o elettronici di limitazione della coppia.



Reducers are not to be considered fail safe or self-locking devices. If these features are required, a properly sized, independent holding device should be used. Reducers should not be used as a brake. Any brakes that are used in conjunction with a reducer must be sized or positioned in such a way so as to not subject the reducer to loads beyond the catalog rating.

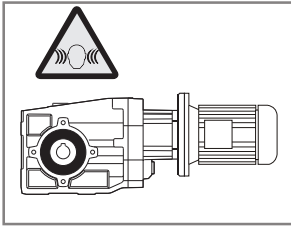
Segnalare se l'utilizzo è con motore autofrenante con elevati numeri di manovra. Nelle installazioni accertarsi che la coppia generata dal l'inerzia del carico in fase di frenatura non superi i limiti del riduttore; verificare (con chiave dinamometrica) che la coppia di taratura del freno corrisponda ai dati convalidati dal progetto.

## SELECTION CHECK LIST

Please Check

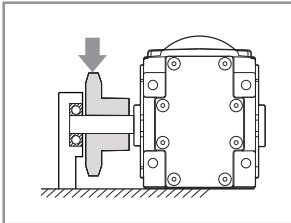
**EN**

**I**



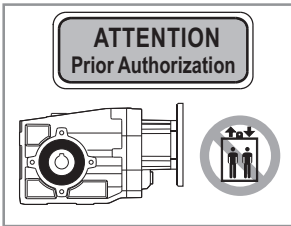
Specify when ordering if you require particular low noise level.

Segnalare in fase d'ordine se sono richiesti particolari livelli di rumorosità.



For very heavy radial load, additional output shaft support may be required to prevent premature bearing failure or shaft breakage from bending fatigue.

In applicazioni con un carico radiale molto elevato si consiglia di prevedere un supporto supplementare sull'albero per impedire l'usura prematura del cuscinetto o la rottura dell'albero.



It's compulsory to request HYDRO-MEC authorization to use our gearboxes when the units are used in a man lift or people moving devices.

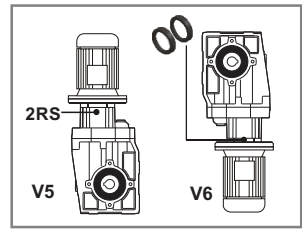
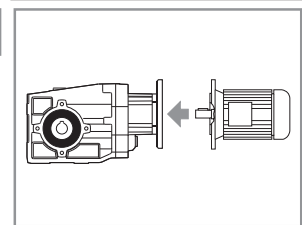
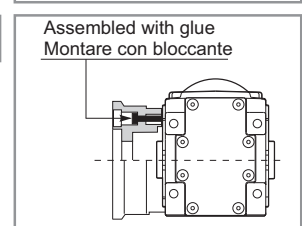
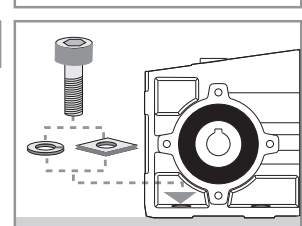
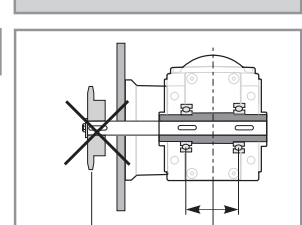
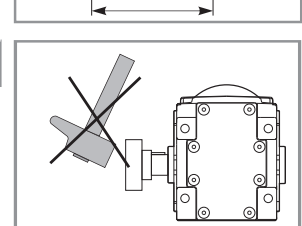
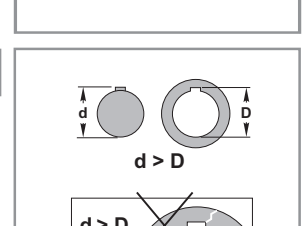
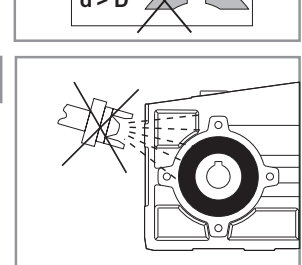
E' obbligatorio richiedere in fase d'ordine la autorizzazione scritta per usare i nostri riduttori in applicazioni che possono coinvolgere delle persone.

## INSTALLATION CHECK LIST

✓ Please Check

EN

I

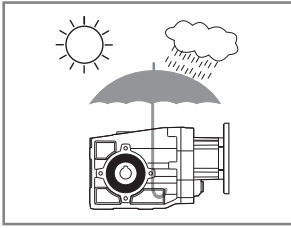
<input type="checkbox"/>		<p>Do not change mounting positions without contacting our factory. Altering the mounting position may require special lubrication provisions which must be installed from the factory. When reducers are mounted in positions V5 or V6 and used in continuous duty applications, replace the upper bearing with a self lubricated style bearing, and we suggest double input seal for V6.</p>	<p>Specificare in fase d'ordine se i riduttori devono essere forniti per posizioni di montaggio V5+V6 per prevedere eventuali cuscinetti 2RS (schermati), ed eventuali anelli di tenuta agiuntivi. Per la posizione V6 è consigliato usare 2 anelli di tenuta. (posizione non adatta per motori 2 poli)</p>
<input type="checkbox"/>		<p>When mounting a motor to reducers, the fastening bolts should not be tightened until both the reducer flange and motor face are in contact. When mounting is complete check by manually rotating the fan to be sure the assembly turns freely.</p>	<p>L'accoppiamento al motore deve essere libero e scorrevole. Il serraggio delle viti di fissaggio deve essere effettuato solo quando le due flange saranno a contatto. Ad assemblaggio avvenuto controllare che il motore ruoti liberamente agendo manualmente sulla ventola.</p>
<input type="checkbox"/>	<p>Assembled with glue Montare con bloccante</p> 	<p>In applications where multiple starts, stops or reverses occurs, it is recommended to block the fastening bolts of the output flange and feet.</p>	<p>In applicazioni caratterizzate da numerosi avviamenti/arresti o inversioni, è consigliabile bloccare le viti di fissaggio delle flange.</p>
<input type="checkbox"/>		<p>Mount the reducer on a flat surface free of vibration. If high over hung loads are expected, it is advisable to reinforced bolt heads with washers as shown in picture.</p>	<p>Assicurarsi che il fissaggio del riduttore sia effettuato su un basamento rigido, in piano e non soggetto a vibrazioni. Se si prevedono elevate sollecitazioni utilizzare rosette spaccate sotto la testa delle viti di fissaggio al basamento.</p>
<input type="checkbox"/>		<p>Make sure that mounting of pulleys or pinions does not create over hung loads exceeding the capacity of the reducer.</p>	<p>Accertarsi che l'eventuale montaggio di pignoni o pulegge a sbalzo su gli alberi sia stato convalidato da precedenti verifiche di ammissibilità dei carichi risultanti.</p>
<input type="checkbox"/>		<p>When mounting pinions, pulleys or couplings on the reducer's shaft, protect the bearings from impact by using the appropriate pullers and threaded holes in the end of the reducer shaft.</p>	<p>Nel montaggio di pignoni, giunti o pulegge sugli alberi del riduttore evitare urti facendo uso di appropriati estrattori ancorati nei fori filettati presenti all'estremità degli alberi stessi.</p>
<input type="checkbox"/>		<p>When mounting items to the reducer shaft, appropriate anti-seize and oxidizer compounds should be used, and keys dimensions are correct.</p>	<p>In tutti gli accoppiamenti albero/mozzo spalmare le superfici a contatto con adeguati protettivi antiossidazione e verificare che le linguette non siano forzate onde evitare la rottura del mozzo.</p>
<input type="checkbox"/>		<p>If the reducer is to be painted, protect machined surfaces and oil seals from over-spray.</p>	<p>Durante l'eventuale verniciatura proteggere gli anelli di tenuta e i piani lavorati.</p>

# INSTALLATION CHECK LIST

Please Check

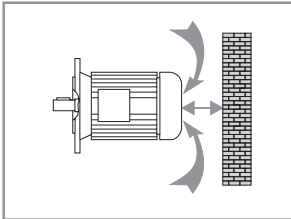
**EN**

**I**



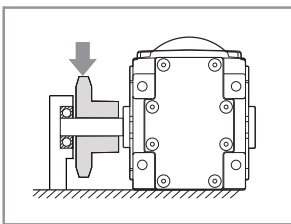
When installed out doors, make sure protection is provided from atmospheric elements.

Per riduttori installati all'esterno prevedere opportune protezioni contro gli agenti atmosferici e l'irraggiamento diretto. Per installazioni in ambienti umidi adottare adeguate protezioni sulle superfici lavorate del riduttore.



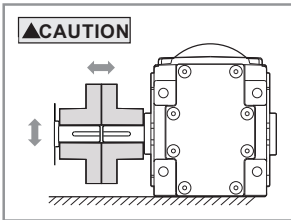
Make sure there is sufficient space between any obstructions and the motor's air intake area to provide adequate cooling for the motor.

Lasciare fra il copriventola del motore e l'eventuale parete uno spazio sufficiente a garantire il passaggio dell'aria di raffreddamento.



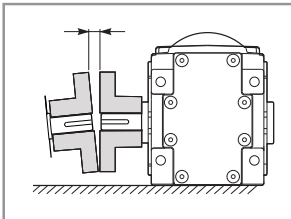
For very heavy radial load, additional output shaft support may be required to prevent premature bearing failure or shaft breakage from bending fatigue.

In applicazioni con un carico radiale molto elevato si consiglia di prevedere un supporto supplementare sull'albero.



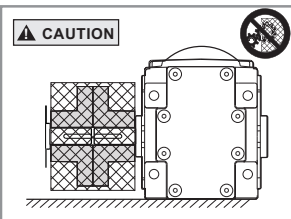
The system of connected rotating parts must be free from critical speed, torsional or other type vibration, no matter how induced. The responsibility for this system analysis lies with the purchaser of the speed reducer.

Il collegamento delle parti in rotazione deve essere esente da qualsiasi tipo di torsione o di vibrazione dovuta alla velocità.



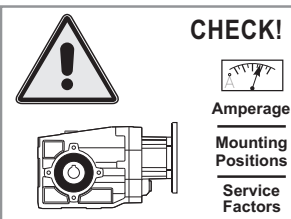
Check shaft and coupling alignment. Check proper coupling gap before to lock all foundation bolts that should be routinely checked.

Si consiglia di controllare l'allineamento delle parti in rotazione (collegamenti, alberi etc.) prima della messa in funzione del riduttore e periodicamente controllare il fissaggio dei bulloni di collegamento.



For safety, Buyer or User should provide protective guards over all shaft extensions and any moving apparatus mounted thereon. The User is responsible for checking all applicable safety codes in his area and providing suitable guards. Failure to do so may result in bodily injury and/or damage to equipment.

Per la sicurezza, il compratore o l'utente dovrebbero prevedere delle protezioni sopra tutti gli alberi e tutti gli apparecchi messi in rotazione montati sul riduttore.



Test run the first unit to verify proper operation.

Si consiglia di eseguire un check-up di prova prima della messa in funzione per assicurare un funzionamento adeguato, controllando la Potenza Assorbita.



**Maintenance  
Manutenzione**

Gearboxes that are lubricated for life do not require any maintenance.

For others, the lubricant needs to be periodically refilled and eventually changed with a suitable grade.

Avoid mixing synthetic and mineral lubricants.

It is advisable to carry out the first mineral oil change after 150 operating hours and the subsequent ones every 4000 operating hours.

From time to time check that the fan cowl is not clogged with dust or fibres.

For brake motors it is also necessary to periodically check the air gap and replace the brake lining if the values exceed permissible ones.

Also check the brake torque using a torque meter.

I riduttori lubrificati a vita non necessitano di manutenzione. Per gli altri è necessario effettuare una verifica periodica del livello dell'olio eventualmente ripristinandolo con un tipo compatibile.

Evitare di mescolare olii sintetici con olii minerali.

Effettuare il primo cambio dell'olio minerale dopo 150 ore e i successivi dopo 4000 ore di funzionamento.

Verificare che la griglia posteriore del motore non sia ostruita da polvere, filamenti o altro.

Nei motori autofrenanti controllare periodicamente il valore del traferro effettuando la sostituzione del ferodo se i valori sono superiori a quelli ammessi. Verificare la coppia frenante con chiave dinamometrica.

**Stocking  
Stoccaggio**

In order to safeguard the efficiency of the gearboxes, it is required to observe the following indications:

- stock the gearboxes in appropriate environments with a low humidity level
- Place the same possibly onto shelves
- In case of prolonged stocking periods, lubricate the external parts which could be subject to oxidation (shafts and machined parts).

The non lubricated gearboxes should be completely filled up with oil. Oil level should then be reset to required levels during installation.

Per garantire l'efficienza dei riduttori ricevuti, è necessario osservare le seguenti indicazioni:

- conservarli in ambienti riparati con un basso livello di umidità
- disporli su scaffali o piani
- per periodi di stoccaggio prolungati, lubrificare con grasso le parti esterne che potrebbero essere soggette ad ossidazione (alberi e piani lavorati).

Per i riduttori forniti privi di lubrificante è consigliabile riempirli completamente di olio ripristinandone ovviamente il livello corretto durante l'installazione.

**Supply terms  
Condizioni di fornitura**

Gearboxes are supplied as follows:

- prearranged to be installed in the ordered mounting position
- tested as per internal specifications
- with appropriate packing
- coupling surfaces not painted
- without nuts and bolts for motor mounting as per IEC version
- already filled in with lubricant where specified
- already painted where specified
- already equipped with lifting eyebolts

I riduttori vengono forniti come segue:

- già predisposti per essere installati nella posizione di montaggio come definito in fase di ordine
- collaudati secondo specifiche interne
- appositamente imballati
- le superfici di accoppiamento non sono verniciate
- sprovvisti di dadi e bulloni per montaggio motori per la versione IEC
- già provvisti di lubrificante (dove previsto)
- già verniciati (dove previsto)
- già provvisti di golfare di sollevamento (dove previsto)

For a proper selection of the required gearbox it is important to follow the following table:

Per una corretta selezione del riduttore o motoriduttore è importante rispettare le seguenti indicazioni:

**Service factor**  
**Fattore di servizio**

**1** Find out the application service factor through the following table.

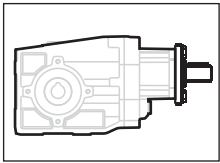
Determinare tramite la seguente tabella il fattore di servizio **fs** relativo all'applicazione.

fs					
Type of load and starts per hour Tipo di carico e avviamenti per ora		Oper. hours per day Ore di funz. giorn.			
		3 h	10 h	24 h	
Continuous or intermittent appl. with start/hour Applicazione cont. o interm. con n.ro operazioni/ora	≤ 10	Uniform / Uniforme	0.8	1	1.25
		Moderate / Moderato	1	1.25	1.5
		Heavy / Forte	1.25	1.5	1.75
Intermittent application with start/hour Applicazione intermittente con n.ro operazioni/ora	> 10	Uniform / Uniforme	1	1.25	1.5
		Moderate / Moderato	1.25	1.5	1.75
		Heavy / Forte	1.5	1.75	2.15

N.B. For applications with flameproof motors or instantaneous reversal, multiply the service coefficient by 1.15.

N.B. Per azionamenti con motore a scoppio o per funzionamento alternato istantaneo, moltiplicare il valore del coefficiente di servizio per 1.15.

**Gearbox selection**  
**Scelta di un riduttore**



**2** A gear box version R (or B) is to be found from the selection tables, considering the required power  $P_{1r}$  (or torque  $M_{2r}$  required) and output speed  $n_2$  referred to  $1400 \text{ min}^{-1}$  (or to gearbox ratio).  
Once the gearbox has been chosen,  $P_{1R}$  power and  $n_1$  speed (given in the table), it should comply with the following conditions:

Un riduttore nella configurazione R (o B) dovrà essere ricercato nelle tabelle di selezione riduttori in base alla potenza richiesta  $P_{1r}$  (o alla coppia richiesta  $M_{2r}$ ) e ai giri uscita  $n_2$  riferiti a  $1400 \text{ min}^{-1}$  (o al rapporto di trasmissione  $i$ ).  
Il riduttore selezionato in base alla potenza  $P_{1R}$  (indicata in tabella) e a  $n_1$  dovrà soddisfare le seguenti condizioni:

$n_1 = 1400 \text{ min}^{-1}$

$P_{1R} \geq P_{1r} \times fs$

2 Poles  
2 Poli



$n_1 = 2800 \text{ min}^{-1}$

$P_{1R} \times 1.6 \geq P_{1r} \times fs$

Where 2 pole motors are required, specify when placing order to foresee lubricant and synthetic oil.

Per l'abbinamento a motori a  $2800 \text{ min}^{-1}$ , specificare sempre tale caratteristica in fase di ordine per prevedere lubrificante e olio sintetico.

6 Poles  
6 Poli



$n_1 = 900 \text{ min}^{-1}$

$P_{1R} / 1.5 \geq P_{1r} \times fs$

Following symbols will be found in the selection tables of the gearboxes:

Alle tabelle di selezione dei riduttori è associata la seguente simbologia:


$n_2$ [min <sup>-1</sup> ]	i	$P_{1M}$ [kW]	$M_{2M}$ [Nm]	f.s.	$P_{1R}$ [kW]	$M_{2R}$ [Nm]
200	7	0.18	7	2.3	0.42	16
132	10.6	0.18	10	1.6	0.28	16
93	15	0.18	13	1.3	0.24	18
74	19	0.18	16	1.1	0.20	18
47	30	0.12	15	1.3	0.16	20

- $n_2$  [min<sup>-1</sup>] output speed ( $n_1 = 1400 \text{ min}^{-1}$ )
- i — reduction ratio
- $P_{1M}$  [kW] motor input power ( $n_1 = 1400 \text{ min}^{-1}$ )
- $M_{2M}$  [Nm] output torque ( $n_1 = 1400 \text{ min}^{-1}$ )
- $P_{1R}$  [kW] Transmitted power at input gearbox
- $M_{2R}$  [Nm] Transmitted output torque
- RD — Dynamic efficiency
- Mn — Tooth normal module

- $n_2$  [min<sup>-1</sup>] giri in uscita ( $n_1 = 1400 \text{ min}^{-1}$ )
- i — rapporto di riduzione
- $P_{1M}$  [kW] potenza nominale motore ( $n_1 = 1400 \text{ min}^{-1}$ )
- $M_{2M}$  [Nm] coppia in uscita ( $n_1 = 1400 \text{ min}^{-1}$ )
- $P_{1R}$  [kW] potenza trasmessa in entrata
- $M_{2R}$  [Nm] coppia trasmessa in uscita
- RD — rendimento dinamico
- Mn — modulo normale del dente

**Thermal power  
Potenza termica**

- 3** The following table shows the values of rated thermal  $P_{1t}$  in kW. This value determines the thermal limit of the reducer and represents the transmitted power in continuous service at ambient temperature of 25°C, without causing damage to the gearbox or degradation of the lubricant.
- La seguente tabella indica i valori di potenza termica nominale  $P_{1t}$  espressa in kW. Tale valore determina il limite termico del riduttore e rappresenta la potenza trasmissibile in servizio continuo alla temperatura ambiente di 25°C, senza che si verifichino danneggiamenti del riduttore o degradamenti del lubrificante.

$P_{1t}$ (kW) - 25°C										
	X2A	X3A	X4A	X5A	X6A	X7C 11C	X8C 11C	X9C	X100	X110
$n_1 = 1400 \text{ min}^{-1}$	1.2	3.0	4.5	5.5	7.6	9.0	11.2	19	26	31

With room temperature different from 25°C and in case of intermittent duty thermal power  $P_{1t}$  must be corrected with the factor  $f_{ts}$  verifying the thermal limit of the reducer according to the following formula:

Con temperatura ambiente diversa da 25°C e in caso di servizio intermittente la potenza termica  $P_{1t}$  deve essere corretta con il fattore  $f_{ts}$  verificando il limite termico del riduttore secondo la seguente formula:

$$P_{1r} \leq P_{1t} * f_{ts}$$

$f_{ts}$					
$t_s$ (°C)	Continuous duty Servizio continuo	Intermittent duty / Servizio intermittente			
		Degree of intermittence (i) / Grado di intermittenza (i)			
	1.0	0.8	0.6	0.4	0.2
45	0.80	1.1	1.2	1.4	1.5
35	0.85	1.2	1.4	1.5	1.7
25	1.0	1.4	1.5	1.7	2.0
15	1.10	1.5	1.7	2.0	2.2

The correction factor  $f_{ts}$  is derived from the table considering the degree of intermittency (i), which is obtained from the ratio between the operating time ( $t_r$ ) and the total time (operation and rest  $t_r + t_r$ ).

Il fattore di correzione  $f_{ts}$  si ricava dalla tabella considerando il grado di intermittenza (i), che è ottenuto dal rapporto tra il tempo di funzionamento ( $t_r$ ) e il tempo totale (funzionamento e riposo  $t_r + t_r$ ).

$$i = \frac{t_r}{t_r + t_r}$$

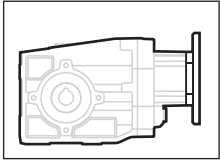
Finally, note that for gearboxes with ratio  $i > 45$ , the thermal power verification is not necessary because the latter is always higher than the mechanical power.

Si noti infine che per riduttori con rapporto  $i > 45$  la verifica della potenza termica non risulta necessaria perché quest'ultima è sempre superiore alla potenza meccanica.

# SELECTION GUIDE / GUIDA ALLA SELEZIONE

EN

I







**4** Selection tables can be used also for the mounting version P (With IEC B5 - B14 motor flange ).  
In this case, besides carrying out all previous cheques, it is also necessary to verify the availability of the required motors (56, 63, 71, etc.) in the shaded columns.  
Associated symbols are the following:

Le tabelle per la selezione riduttori possono essere utilizzate anche per i riduttori nella configurazione P (predisposti per attacco motore IEC B5 o B14).  
Oltre alle verifiche precedentemente illustrate è necessario controllare, nelle colonne retinate, l'applicabilità della grandezza (56, 63, 71, ecc.) del motore desiderato.  
La simbologia aggiuntiva associata è la seguente:

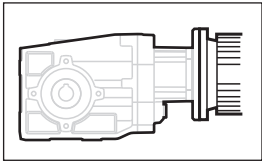
B5							B14					
A	B	C	D	E	F	G	O	P	Q	R	T	U
56	63	71	80	90	100 112	132	56	63	71	80	90	100 112

B							B-C					
B							B-C					
B							B-C					
B							B-C					
B							B-C					

- 56... — suitable motor sizes (IEC)
- B5 — B5 motorflange
- B14 — B14 motorflange
- available motor adaptors
- B — assembling by means of reduction bushes 
- C — motor flange/terminal box position 
- B — available without reduction bushes

- 56... — grandezze motore (IEC) applicabili
- B5 — predisposizione flange B5
- B14 — predisposizione flange B14
- grandezze motore accoppiabili
- B — montaggio con boccola di riduzione 
- C — posizione fori flangia/basetta motore 
- B — disponibile anche senza boccola

## Selection of a motorized gearbox Scelta di un motoriduttore






**5** Motorized gear boxes (version M) can be easily selected throughout the appropriate selection tables.  
Knowing  $P_1$  value, in corresponding to the required output speed, the gearbox should be selected having a service factor equal or higher than the one shown in point 1.  
In addition to 4 pole motors ( $1400 \text{ min}^{-1}$ ) it is also possible to select 6 pole ( $900 \text{ min}^{-1}$ ) motors .




I motoriduttori (configurazione M) possono essere selezionati agevolmente tramite le tabelle di selezione motoriduttori.  
Conoscendo  $P_1$ , in corrispondenza del numero di giri in uscita  $n_2$  desiderato, si sceglierà il motoriduttore il cui fattore di servizio  $f_s$  sia uguale o maggiore a quello definito al punto 1.  
Oltre alle motorizzazioni con motori a 4 poli ( $1400 \text{ min}^{-1}$ ) è possibile selezionare (dove disponibili) motori a 6 poli ( $900 \text{ min}^{-1}$ ).

$P_1 = 0.75 \text{ kW}$




$n_1 = 1400 \text{ min}^{-1}$  (80B4) -  $900 \text{ min}^{-1}$  (90B6)

$n_2$ [ $\text{min}^{-1}$ ]	$M_2$ [Nm]	i	$f_s$					IEC		
								B5	B14	
133	53	10.50	1.5	24/28	511		80B4	63 <sup>B</sup> -80-90-100/112	80-90-100/112	
139	49	10.06	3.0	24/25		402A	80B6	63 <sup>B</sup> -71-80-90	71 <sup>C</sup> -80 <sup>C</sup> -90-100/112	
139	49	10.04	3.0	24/25			80B4	63 <sup>B</sup> -71-80-90	71 <sup>C</sup> -80 <sup>C</sup> -90	
142	42	9.85	2.0	20		302A	80B4	63 <sup>B</sup> -71-80-90	71 <sup>C</sup> -80 <sup>C</sup> -90	

Following symbols are associated to the selection tables of the geared motors:

- $P_1$  [kW] potenza in entrata ( $n_1 = 1400 \text{ min}^{-1}$ )
- $n_2$  [ $\text{min}^{-1}$ ] giri in uscita ( $n_1 = 1400 \text{ min}^{-1}$ )
- $M_2$  [Nm] coppia trasmessa in uscita
- i — rapporto di riduzione
- $f_s$  — fattore di servizio
- B5 — predisposizione flange B5
- B14 — predisposizione flange B14
- B) — montaggio con boccola di riduzione 
- C) — posizione fori flangia/basetta motore 
-  flange attacco motore IEC disponibili

Alle tabelle di selezione dei motoriduttori è associata la seguente simbologia:

- $P_1$  [kW] input power ( $n_1 = 1400 \text{ min}^{-1}$ )
- $n_2$  [ $\text{min}^{-1}$ ] output speed ( $n_1 = 1400 \text{ min}^{-1}$ )
- $M_2$  [Nm] transmitted output torque
- i — reduction ratio
- $f_s$  — service factor
- B5 — B5 motorflange
- B14 — B14 motorflange
- B) — mounting with reduction ring 
- C) — motor flange/terminal box position 
-  suitable motorflanges IEC

An easier selection of the motorized gearbox (closer as possible to sf 1) can be done through our gear selection table (Point 2). In fact only 4 pole motors (1400 min<sup>-1</sup>) are listed here .

Una selezione semplificata del motoriduttore in base ad un unico fattore di servizio (il più prossimo a 1) può essere effettuata tramite le tabelle di selezione riduttori (punto 2). In questo caso sono riportati solo motoriduttori con motori a 4 poli (1400 min<sup>-1</sup>).

**Gearbox coupled to a speed variator**  
**Riduttore con variatore di velocità**

**6** Where a hydraulic or mechanic variator is connect to a gearbox, it is necessary to consider if there is a low output speed, when the input speed is decreasing, M<sub>2</sub> torques can easily exceed their nominal values. In high reduction ratios this effect should be taken even in more consideration.

Qualora al riduttore venga abbinato un variatore idraulico o meccanico, è necessario considerare che a bassi giri, al diminuire della velocità d'ingresso, le coppie M<sub>2</sub> possono superare anche notevolmente il valore nominale. Tale effetto deve essere maggiormente tenuto in considerazione nei rapporti elevati.

**Gearbox equipped with a brake motor**  
**Riduttore con motore autofrenante**

**7** For selection with brake motors, make sure that the torque generated by the load inertia during braking does not exceed the gearbox limits; check ( with the appropriate torque meter ) that brake torque matches the data given in the project.

Nella selezione con motori autofrenanti, potendo essere considerevole l'effetto inerziale delle masse, è opportuno scegliere riduttori con fs ≥ 1.

**Selections not listed in the catalogue**  
**Selezioni fuori catalogo**

**8** In cases where higher powers than the ones given in this catalogue have to be used, our factory cannot guarantee the proper operation of the gearbox.

Nel caso vengano applicate potenze superiori a quelle indicate a catalogo, la nostra ditta non può garantire il corretto funzionamento del gruppo.

**Notes**  
**Note**

**9** It is necessary to refer the following the applications to our technical service.  
— Applications where gearbox failure is critical.  
— Applications with particularly high inertias  
— Lifting devices.  
— High dynamic stress on gearbox housing.  
— Particular environment conditions with temperatures lower than 5°C or higher than 40°C.  
— Highly chemical aggressive environment.  
— Salty environment.  
— Applications not considered in the catalogue.  
— Radioactive environment.  
— Pressure different to atmospheric.  
— Avoid those applications where total or partial immersion of the gearbox is required.

Occorre tenere nella giusta considerazione e valutare attentamente le segg. applicazioni consultando il ns. Servizio Tecnico.  
— Utilizzo in servizi che potrebbero risultare pericolosi per l'uomo in caso di rottura del riduttore.  
— Applicazioni con inerzie particolarmente elevate.  
— Utilizzo come organo di sollevamento.  
— Applicazioni con elevate sollecitazioni dinamiche sulla cassa del riduttore.  
— Utilizzo in ambiente con temperatura inferiore a 5°C o superiore a 40°C.  
— Utilizzo in ambiente con presenza di aggressivi chimici.  
— Utilizzo in ambiente salmastro.  
— Posizioni di piazzamento non previste a catalogo.  
— Utilizzo in ambiente radioattivo.  
— Utilizzo in ambiente con pressione diversa da quella atmosferica.  
— Evitare applicazioni dove è prevista l'immersione, anche parziale, del riduttore.

# LUBRICATION / LUBRIFICAZIONE

EN

I

## ANGLETECH - BEVEL HELICAL GEAR

The units X22S, X32S - X33S, X42A - X43A, X52A - X53A, X62A - X63A, 113C - 114C and X73A - X74A are supplied with synthetic oil for lifetime lubrication, no maintenance is necessary.

Please specify in the order the mounting position. The units 133C - 134C, X83C - X84C, X93C - X94C, X103 - X104 and X113 - X114 are supplied without lubricant and equipped with a breather, level and drain plugs. User can add mineral oil keeping existing plugs. Should the user wish to fill it with synthetic oil, it is recommended to replace the existing plugs with a closed plug.

The table hereafter must be referred to as for the mounting position pattern and the corresponding oil plugs, if applicable, and related lubricant quantity.

These quantity are only indicative; to ensure correct filling, always refer to the centreline of the sight glass.

In some cases, discrepancies, occasionally also substantial, versus the oil quantities listed in the chart may be noticed.

## ANGLETECH - RIDUTTORI A COPPIA CONICA

I riduttori X22S, X32S - X33S, X42A - X43A, X52A - X53A, X62A - X63A, 113C - 114C e X73A - X74A sono forniti completi di olio sintetico per la lubrificazione permanente e non necessita di alcuna manutenzione.

Specificare in fase d'ordine la posizione di montaggio. I riduttori 133C - 134C, X83C - X84C, X93C - X94C, X103 - X104 e X113 - X114 sono forniti privi di lubrificazione con tappi di sfiato, livello e scarico olio. L'utente può immettere olio minerale mantenendo i tappi esistenti. Se immetterà olio sintetico, dovrà sostituire i tappi esistenti con altri tipo chiuso.

Nelle tabelle sottostanti vengono rappresentate le posizioni di montaggio, la disposizione dei tappi olio e le relative quantità.

Le quantità di lubrificante sono indicative; per avere il corretto quantitativo di lubrificante si dovrà dare attinenza esclusivamente alla mezzera del tappo livello o allo sfioramento del foro del tappo, quando presenti.

Tenendo in considerazione quanto appena sostenuto la quantità di lubrificante indicata in tabella può presentare delle differenze, occasionalmente anche rilevanti.

## OIL PLUG POSITIONS - TYPES / POSIZIONE TAPPI OLIO - TIPI

□ Oil plug are on the back side

▼ Filled & breather oil plug

▼ Closed oil plug

△ Drain oil plug

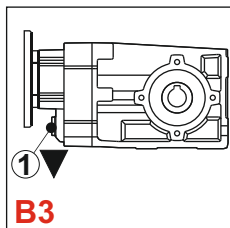
● Level oil plug

### OIL PLUG

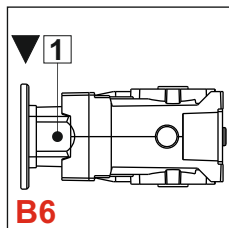


SYNTHETIC OIL	
Code	Description
LUOTVSF320 (Standard)	Shell Omala S4 WE320 Eni Tellium VSF320
LUOBLAS150 (Low temperature)	Shell Omala S4 WE150 Eni Blasias S150
LUOFOOD320 (Food)	Mobil SHC Cibus 320

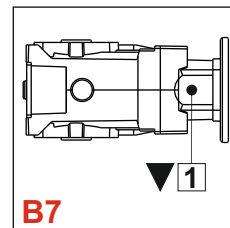
### Standard



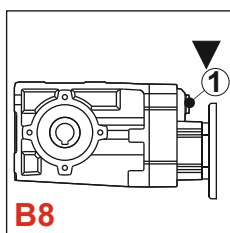
Type	X22S
Oil q.ty (Lt.)	0.25
Standard without oil plug	
On request	① I



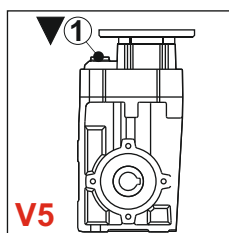
Type	X22S
Oil q.ty (Lt.)	0.25
Standard without oil plug	
On request	① I



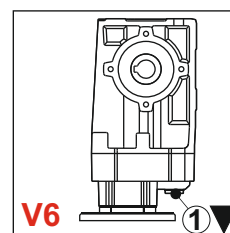
Type	X22S
Oil q.ty (Lt.)	0.25
Standard without oil plug	
On request	① I



Type	X22S
Oil q.ty (Lt.)	0.25
Standard without oil plug	
On request	① I



Type	X22S
Oil q.ty (Lt.)	0.43
Standard without oil plug	
On request	① I



Type	X22S
Oil q.ty (Lt.)	0.31
Standard without oil plug	
On request	① I

# OIL PLUG POSITIONS - TYPES / POSIZIONE TAPPI OLIO - TIPI

□ Oil plug are on the back side

▼ Filled & breather oil plug

▼ Closed oil plug

△ Drain oil plug

● Level oil plug

## OIL PLUG

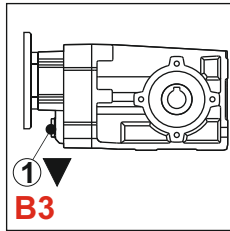


**TO1/4SCA**  
Allum. closed plug 1/4

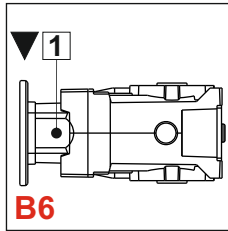
## SYNTHETIC OIL

Code	Description
LUOTVSF320 (Standard)	Shell Omala S4 WE320 Eni Tellium VSF320
LUOBLAS150 (Low temperature)	Shell Omala S4 WE150 Eni Blasia S150
LUOFOOD320 (Food)	Mobil SHC Cibus 320

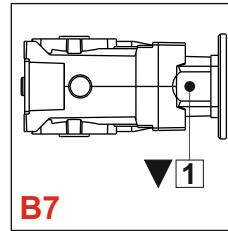
## Standard



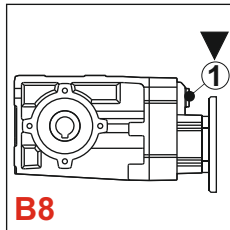
Type	X32S
Oil q.ty (Lt.)	0.40
Standard 1 oil plug type I	
Standard	① I



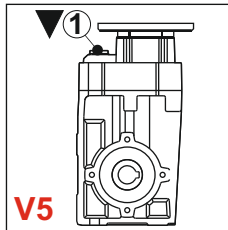
Type	X32S
Oil q.ty (Lt.)	0.60
Standard 1 oil plug type I	
Standard	① I



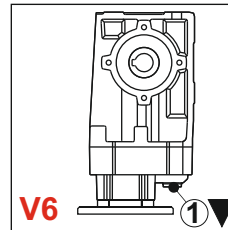
Type	X32S
Oil q.ty (Lt.)	0.40
Standard 1 oil plug type I	
Standard	① I



Type	X32S
Oil q.ty (Lt.)	0.60
Standard 1 oil plug type I	
Standard	① I

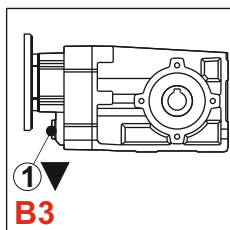


Type	X32S
Oil q.ty (Lt.)	0.85
Standard 1 oil plug type I	
Standard	① I

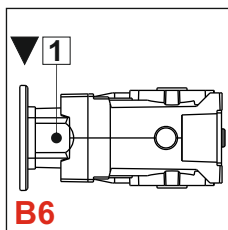


Type	X32S
Oil q.ty (Lt.)	0.60
Standard 1 oil plug type I	
Standard	① I

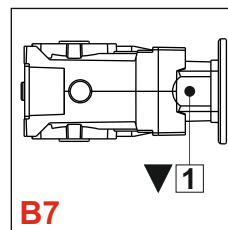
## Standard



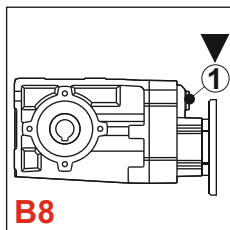
Type	X33S
Oil q.ty (Lt.)	0.70
Standard 1 oil plug type I	
Standard	① I



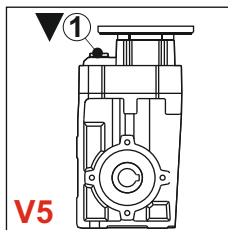
Type	X33S
Oil q.ty (Lt.)	0.65
Standard 1 oil plug type I	
Standard	① I



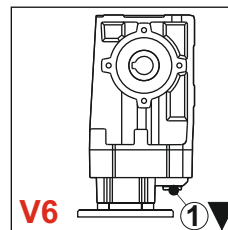
Type	X33S
Oil q.ty (Lt.)	0.40
Standard 1 oil plug type I	
Standard	① I



Type	X33S
Oil q.ty (Lt.)	0.65
Standard 1 oil plug type I	
Standard	① I



Type	X33S
Oil q.ty (Lt.)	0.95
Standard 1 oil plug type I	
Standard	① I



Type	X33S
Oil q.ty (Lt.)	0.65
Standard 1 oil plug type I	
Standard	① I

# OIL PLUG POSITIONS - TYPES / POSIZIONE TAPPI OLIO - TIPI

□ Oil plug are on the back side

▼ Filled & breather oil plug

▼ Closed oil plug

△ Drain oil plug

● Level oil plug

## OIL PLUG

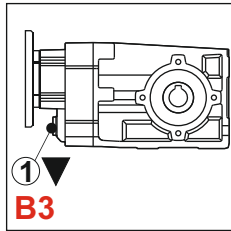


**TO1/4SCA**  
Allum. closed plug 1/4

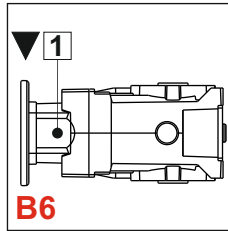
## SYNTHETIC OIL

Code	Description
LUOTVSF320 (Standard)	Shell Omala S4 WE320 Eni Tellium VSF320
LUOBLAS150 (Low temperature)	Shell Omala S4 WE150 Eni Blasia S150
LUOFOOD320 (Food)	Mobil SHC Cibus 320

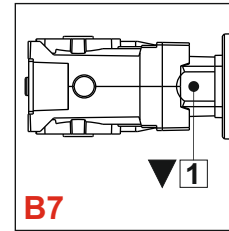
## Standard



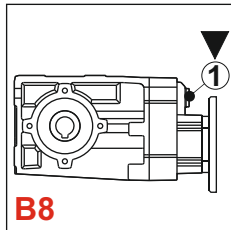
Type	X42A
Oil q.ty (Lt.)	0.60
Standard 1 oil plug type I	
Standard	① I



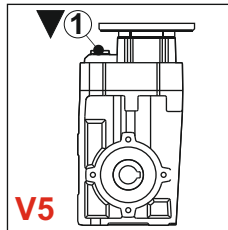
Type	X42A
Oil q.ty (Lt.)	0.75
Standard 1 oil plug type I	
Standard	① I



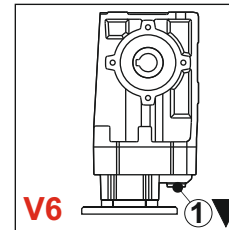
Type	X42A
Oil q.ty (Lt.)	0.50
Standard 1 oil plug type I	
Standard	① I



Type	X42A
Oil q.ty (Lt.)	0.70
Standard 1 oil plug type I	
Standard	① I

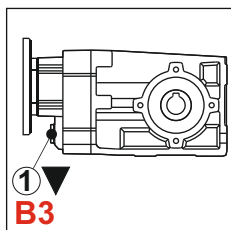


Type	X42A
Oil q.ty (Lt.)	1.10
Standard 1 oil plug type I	
Standard	① I

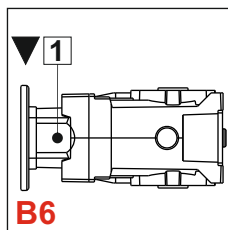


Type	X42A
Oil q.ty (Lt.)	0.60
Standard 1 oil plug type I	
Standard	① I

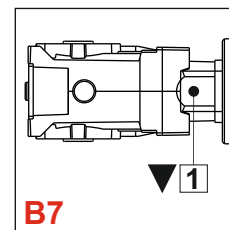
## Standard



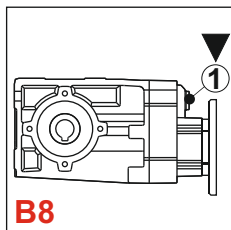
Type	X43A
Oil q.ty (Lt.)	0.80
Standard 1 oil plug type I	
Standard	① I



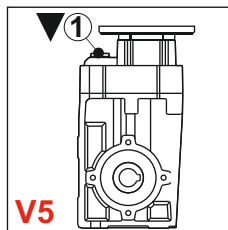
Type	X43A
Oil q.ty (Lt.)	0.80
Standard 1 oil plug type I	
Standard	① I



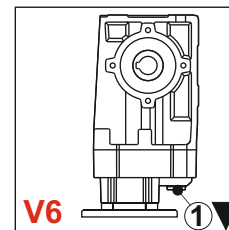
Type	X43A
Oil q.ty (Lt.)	0.60
Standard 1 oil plug type I	
Standard	① I



Type	X43A
Oil q.ty (Lt.)	0.80
Standard 1 oil plug type I	
Standard	① I



Type	X43A
Oil q.ty (Lt.)	1.20
Standard 1 oil plug type I	
Standard	① I



Type	X43A
Oil q.ty (Lt.)	0.70
Standard 1 oil plug type I	
Standard	① I



# OIL PLUG POSITIONS - TYPES / POSIZIONE TAPPI OLIO - TIPI

□ Oil plug are on the back side

▼ Filled & breather oil plug

▼ Closed oil plug

△ Drain oil plug

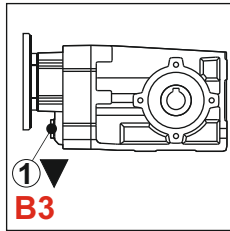
● Level oil plug

## OIL PLUG

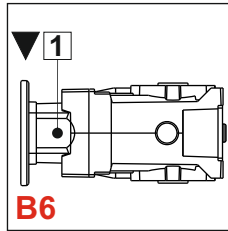


SYNTHETIC OIL	
Code	Description
LUOTVSF320 (Standard)	Shell Omala S4 WE320 Eni Tellium VSF320
LUOBLAS150 (Low temperature)	Shell Omala S4 WE150 Eni Blasia S150
LUOFOOD320 (Food)	Mobil SHC Cibus 320

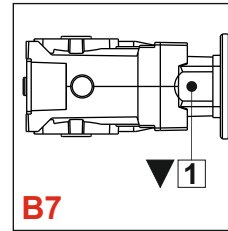
## Standard



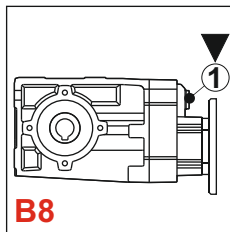
Type	X52A
Oil q.ty (Lt.)	0.90
Standard 1 oil plug type L	
Standard	① L



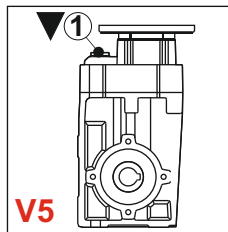
Type	X52A
Oil q.ty (Lt.)	1.50
Standard 1 oil plug type L	
Standard	① L



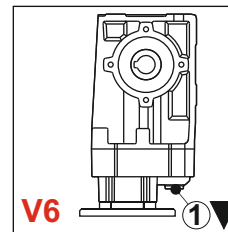
Type	X52A
Oil q.ty (Lt.)	0.75
Standard 1 oil plug type L	
Standard	① L



Type	X52A
Oil q.ty (Lt.)	1.40
Standard 1 oil plug type L	
Standard	① L

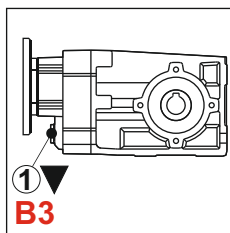


Type	X52A
Oil q.ty (Lt.)	1.95
Standard 1 oil plug type L	
Standard	① L

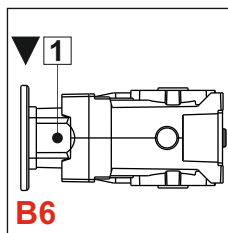


Type	X52A
Oil q.ty (Lt.)	1.15
Standard 1 oil plug type L	
Standard	① L

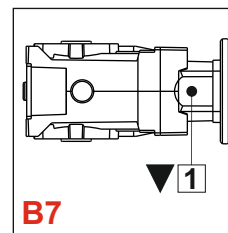
## Standard



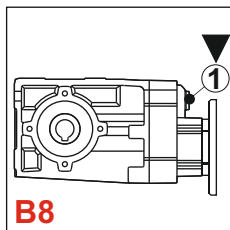
Type	X53A
Oil q.ty (Lt.)	1.30
Standard 1 oil plug type L	
Standard	① L



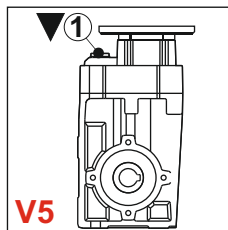
Type	X53A
Oil q.ty (Lt.)	1.55
Standard 1 oil plug type L	
Standard	① L



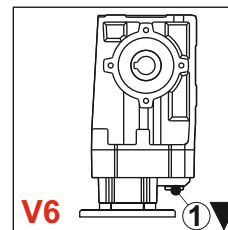
Type	X53A
Oil q.ty (Lt.)	0.85
Standard 1 oil plug type L	
Standard	① L



Type	X53A
Oil q.ty (Lt.)	1.45
Standard 1 oil plug type L	
Standard	① L



Type	X53A
Oil q.ty (Lt.)	2.10
Standard 1 oil plug type L	
Standard	① L



Type	X53A
Oil q.ty (Lt.)	1.25
Standard 1 oil plug type L	
Standard	① L

# OIL PLUG POSITIONS - TYPES / POSIZIONE TAPPI OLIO - TIPI

□ Oil plug are on the back side

▼ Filled & breather oil plug

▼ Closed oil plug

△ Drain oil plug

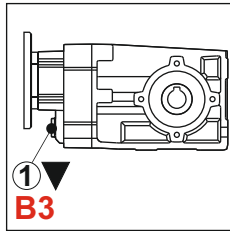
● Level oil plug

## OIL PLUG

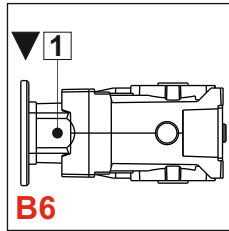


SYNTHETIC OIL	
Code	Description
LUOTVSF320 (Standard)	Shell Omala S4 WE320 Eni Tellium VSF320
LUOBLAS150 (Low temperature)	Shell Omala S4 WE150 Eni Blasia S150
LUOFOOD320 (Food)	Mobil SHC Cibus 320

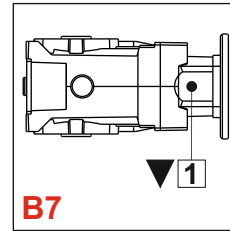
## Standard



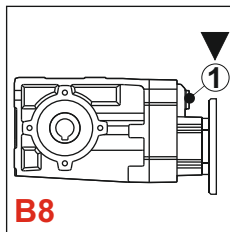
Type	X62A
Oil q.ty (Lt.)	1.25
Standard 1 oil plug type L	
Standard	(1) L



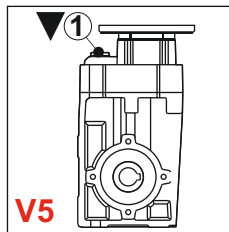
Type	X62A
Oil q.ty (Lt.)	1.70
Standard 1 oil plug type L	
Standard	(1) L



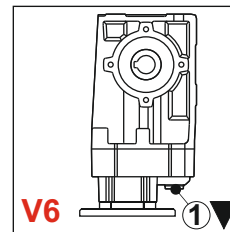
Type	X62A
Oil q.ty (Lt.)	0.95
Standard 1 oil plug type L	
Standard	(1) L



Type	X62A
Oil q.ty (Lt.)	1.60
Standard 1 oil plug type L	
Standard	(1) L

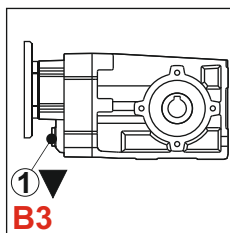


Type	X62A
Oil q.ty (Lt.)	2.45
Standard 1 oil plug type L	
Standard	(1) L

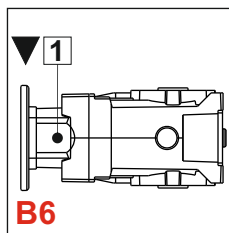


Type	X62A
Oil q.ty (Lt.)	1.50
Standard 1 oil plug type L	
Standard	(1) L

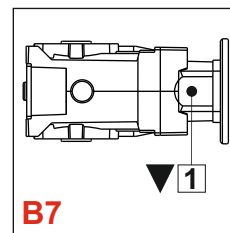
## Standard



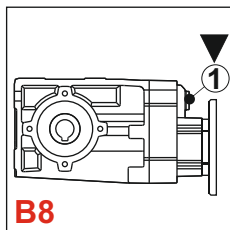
Type	X63A
Oil q.ty (Lt.)	1.80
Standard 1 oil plug type L	
Standard	(1) L



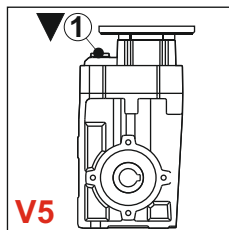
Type	X63A
Oil q.ty (Lt.)	1.80
Standard 1 oil plug type L	
Standard	(1) L



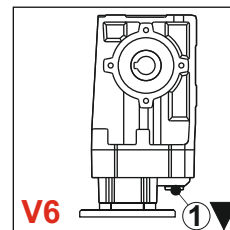
Type	X63A
Oil q.ty (Lt.)	1.05
Standard 1 oil plug type L	
Standard	(1) L



Type	X63A
Oil q.ty (Lt.)	1.70
Standard 1 oil plug type L	
Standard	(1) L



Type	X63A
Oil q.ty (Lt.)	2.60
Standard 1 oil plug type L	
Standard	(1) L



Type	X63A
Oil q.ty (Lt.)	1.65
Standard 1 oil plug type L	
Standard	(1) L

# OIL PLUG POSITIONS - TYPES / POSIZIONE TAPPI OLIO - TIPI

□ Oil plug are on the back side





▼ Filled & breather oil plug

▼ Closed oil plug

△ Drain oil plug

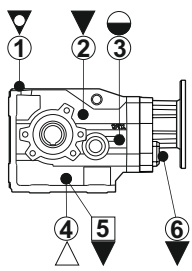
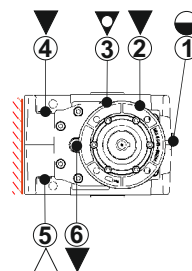
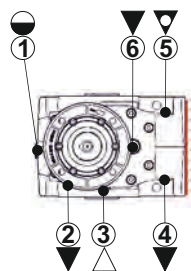
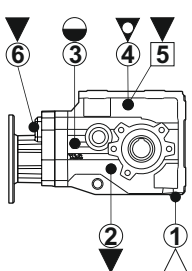
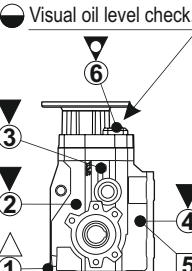
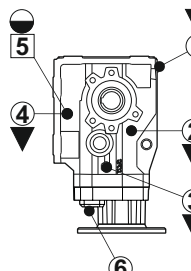
○ Level oil plug

## OIL PLUG

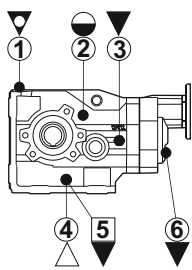
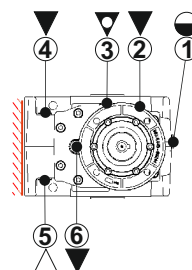
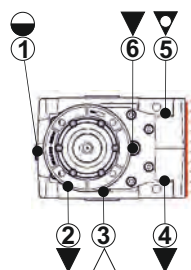
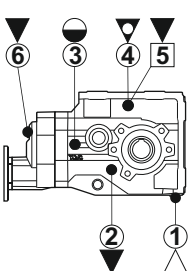
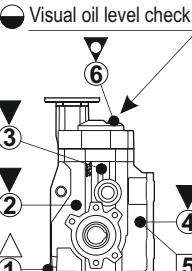
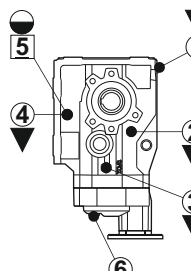
 <b>TO3/8LIA</b> Allum. level plug 3/8	 <b>TO3/8TPO</b> Breather plug 3/8	 <b>TO3/8SCA</b> Allum. closed plug 3/8
 <b>TO3/8PRO</b> Steel extension 3/8		

SYNTHETIC OIL	
Code	Description
LUOTVSF320 (Standard)	Shell Omala S4 WE320 Eni Tellium VSF320
LUOBLAS150 (Low temperature)	Shell Omala S4 WE150 Eni Blasias S150
LUOFOOD320 (Food)	Mobil SHC Cibus 320

## Standard

 <b>B3</b>	<table border="1"> <tr> <th>Type</th> <th>X73C</th> </tr> <tr> <td>Oil q.ty (Lt.)</td> <td>2.45</td> </tr> <tr> <td>⑥ Standard 1 plug type L</td> <td></td> </tr> <tr> <td>On request</td> <td></td> </tr> <tr> <td>①</td> <td>E</td> </tr> <tr> <td>②</td> <td>L</td> </tr> <tr> <td>③</td> <td>B</td> </tr> <tr> <td>④</td> <td>L</td> </tr> <tr> <td>⑤</td> <td>L</td> </tr> <tr> <td>⑥</td> <td>L</td> </tr> </table>	Type	X73C	Oil q.ty (Lt.)	2.45	⑥ Standard 1 plug type L		On request		①	E	②	L	③	B	④	L	⑤	L	⑥	L	 <b>B6</b>	<table border="1"> <tr> <th>Type</th> <th>X73C</th> </tr> <tr> <td>Oil q.ty (Lt.)</td> <td>2.55</td> </tr> <tr> <td>⑥ Standard 1 plug type L</td> <td></td> </tr> <tr> <td>On request</td> <td></td> </tr> <tr> <td>①</td> <td>B</td> </tr> <tr> <td>②</td> <td>L</td> </tr> <tr> <td>③</td> <td>E</td> </tr> <tr> <td>④</td> <td>L</td> </tr> <tr> <td>⑤</td> <td>L</td> </tr> <tr> <td>⑥</td> <td>L</td> </tr> </table>	Type	X73C	Oil q.ty (Lt.)	2.55	⑥ Standard 1 plug type L		On request		①	B	②	L	③	E	④	L	⑤	L	⑥	L	 <b>B7</b>	<table border="1"> <tr> <th>Type</th> <th>X73C</th> </tr> <tr> <td>Oil q.ty (Lt.)</td> <td>1.80</td> </tr> <tr> <td>⑥ Standard 1 plug type L</td> <td></td> </tr> <tr> <td>On request</td> <td></td> </tr> <tr> <td>①</td> <td>B</td> </tr> <tr> <td>②</td> <td>L</td> </tr> <tr> <td>③</td> <td>L</td> </tr> <tr> <td>④</td> <td>L</td> </tr> <tr> <td>⑤</td> <td>N+E</td> </tr> <tr> <td>⑥</td> <td>L</td> </tr> </table>	Type	X73C	Oil q.ty (Lt.)	1.80	⑥ Standard 1 plug type L		On request		①	B	②	L	③	L	④	L	⑤	N+E	⑥	L
Type	X73C																																																																
Oil q.ty (Lt.)	2.45																																																																
⑥ Standard 1 plug type L																																																																	
On request																																																																	
①	E																																																																
②	L																																																																
③	B																																																																
④	L																																																																
⑤	L																																																																
⑥	L																																																																
Type	X73C																																																																
Oil q.ty (Lt.)	2.55																																																																
⑥ Standard 1 plug type L																																																																	
On request																																																																	
①	B																																																																
②	L																																																																
③	E																																																																
④	L																																																																
⑤	L																																																																
⑥	L																																																																
Type	X73C																																																																
Oil q.ty (Lt.)	1.80																																																																
⑥ Standard 1 plug type L																																																																	
On request																																																																	
①	B																																																																
②	L																																																																
③	L																																																																
④	L																																																																
⑤	N+E																																																																
⑥	L																																																																
 <b>B8</b>	<table border="1"> <tr> <th>Type</th> <th>X73C</th> </tr> <tr> <td>Oil q.ty (Lt.)</td> <td>1.95</td> </tr> <tr> <td>⑥ Standard 1 plug type L</td> <td></td> </tr> <tr> <td>On request</td> <td></td> </tr> <tr> <td>①</td> <td>L</td> </tr> <tr> <td>②</td> <td>L</td> </tr> <tr> <td>③</td> <td>B</td> </tr> <tr> <td>④</td> <td>N+E</td> </tr> <tr> <td>⑤</td> <td>L</td> </tr> <tr> <td>⑥</td> <td>L</td> </tr> </table>	Type	X73C	Oil q.ty (Lt.)	1.95	⑥ Standard 1 plug type L		On request		①	L	②	L	③	B	④	N+E	⑤	L	⑥	L	 <b>V5</b>	<table border="1"> <tr> <th>Type</th> <th>X73C</th> </tr> <tr> <td>Oil q.ty (Lt.)</td> <td>4.05</td> </tr> <tr> <td>⑥ Standard 1 plug type L</td> <td></td> </tr> <tr> <td>On request</td> <td></td> </tr> <tr> <td>①</td> <td>L</td> </tr> <tr> <td>②</td> <td>L</td> </tr> <tr> <td>③</td> <td>L</td> </tr> <tr> <td>④</td> <td>L</td> </tr> <tr> <td>⑤</td> <td>L</td> </tr> <tr> <td>⑥</td> <td>E</td> </tr> </table>	Type	X73C	Oil q.ty (Lt.)	4.05	⑥ Standard 1 plug type L		On request		①	L	②	L	③	L	④	L	⑤	L	⑥	E	 <b>V6</b>	<table border="1"> <tr> <th>Type</th> <th>X73C</th> </tr> <tr> <td>Oil q.ty (Lt.)</td> <td>2.55</td> </tr> <tr> <td>⑥ Standard 1 plug type L</td> <td></td> </tr> <tr> <td>On request</td> <td></td> </tr> <tr> <td>①</td> <td>E</td> </tr> <tr> <td>②</td> <td>L</td> </tr> <tr> <td>③</td> <td>L</td> </tr> <tr> <td>④</td> <td>L</td> </tr> <tr> <td>⑤</td> <td>B</td> </tr> <tr> <td>⑥</td> <td>L</td> </tr> </table>	Type	X73C	Oil q.ty (Lt.)	2.55	⑥ Standard 1 plug type L		On request		①	E	②	L	③	L	④	L	⑤	B	⑥	L
Type	X73C																																																																
Oil q.ty (Lt.)	1.95																																																																
⑥ Standard 1 plug type L																																																																	
On request																																																																	
①	L																																																																
②	L																																																																
③	B																																																																
④	N+E																																																																
⑤	L																																																																
⑥	L																																																																
Type	X73C																																																																
Oil q.ty (Lt.)	4.05																																																																
⑥ Standard 1 plug type L																																																																	
On request																																																																	
①	L																																																																
②	L																																																																
③	L																																																																
④	L																																																																
⑤	L																																																																
⑥	E																																																																
Type	X73C																																																																
Oil q.ty (Lt.)	2.55																																																																
⑥ Standard 1 plug type L																																																																	
On request																																																																	
①	E																																																																
②	L																																																																
③	L																																																																
④	L																																																																
⑤	B																																																																
⑥	L																																																																

## Standard

 <b>B3</b>	<table border="1"> <tr> <th>Type</th> <th>X74C</th> </tr> <tr> <td>Oil q.ty (Lt.)</td> <td>3.55</td> </tr> <tr> <td>⑥ Standard 1 plug type L</td> <td></td> </tr> <tr> <td>On request</td> <td></td> </tr> <tr> <td>①</td> <td>E</td> </tr> <tr> <td>②</td> <td>B</td> </tr> <tr> <td>③</td> <td>L</td> </tr> <tr> <td>④</td> <td>L</td> </tr> <tr> <td>⑤</td> <td>L</td> </tr> <tr> <td>⑥</td> <td>L</td> </tr> </table>	Type	X74C	Oil q.ty (Lt.)	3.55	⑥ Standard 1 plug type L		On request		①	E	②	B	③	L	④	L	⑤	L	⑥	L	 <b>B6</b>	<table border="1"> <tr> <th>Type</th> <th>X74C</th> </tr> <tr> <td>Oil q.ty (Lt.)</td> <td>2.65</td> </tr> <tr> <td>⑥ Standard 1 plug type L</td> <td></td> </tr> <tr> <td>On request</td> <td></td> </tr> <tr> <td>①</td> <td>B</td> </tr> <tr> <td>②</td> <td>L</td> </tr> <tr> <td>③</td> <td>E</td> </tr> <tr> <td>④</td> <td>L</td> </tr> <tr> <td>⑤</td> <td>L</td> </tr> <tr> <td>⑥</td> <td>L</td> </tr> </table>	Type	X74C	Oil q.ty (Lt.)	2.65	⑥ Standard 1 plug type L		On request		①	B	②	L	③	E	④	L	⑤	L	⑥	L	 <b>B7</b>	<table border="1"> <tr> <th>Type</th> <th>X74C</th> </tr> <tr> <td>Oil q.ty (Lt.)</td> <td>1.90</td> </tr> <tr> <td>⑥ Standard 1 plug type L</td> <td></td> </tr> <tr> <td>On request</td> <td></td> </tr> <tr> <td>①</td> <td>B</td> </tr> <tr> <td>②</td> <td>L</td> </tr> <tr> <td>③</td> <td>L</td> </tr> <tr> <td>④</td> <td>L</td> </tr> <tr> <td>⑤</td> <td>N+E</td> </tr> <tr> <td>⑥</td> <td>L</td> </tr> </table>	Type	X74C	Oil q.ty (Lt.)	1.90	⑥ Standard 1 plug type L		On request		①	B	②	L	③	L	④	L	⑤	N+E	⑥	L
Type	X74C																																																																
Oil q.ty (Lt.)	3.55																																																																
⑥ Standard 1 plug type L																																																																	
On request																																																																	
①	E																																																																
②	B																																																																
③	L																																																																
④	L																																																																
⑤	L																																																																
⑥	L																																																																
Type	X74C																																																																
Oil q.ty (Lt.)	2.65																																																																
⑥ Standard 1 plug type L																																																																	
On request																																																																	
①	B																																																																
②	L																																																																
③	E																																																																
④	L																																																																
⑤	L																																																																
⑥	L																																																																
Type	X74C																																																																
Oil q.ty (Lt.)	1.90																																																																
⑥ Standard 1 plug type L																																																																	
On request																																																																	
①	B																																																																
②	L																																																																
③	L																																																																
④	L																																																																
⑤	N+E																																																																
⑥	L																																																																
 <b>B8</b>	<table border="1"> <tr> <th>Type</th> <th>X74C</th> </tr> <tr> <td>Oil q.ty (Lt.)</td> <td>2.05</td> </tr> <tr> <td>⑥ Standard 1 plug type L</td> <td></td> </tr> <tr> <td>On request</td> <td></td> </tr> <tr> <td>①</td> <td>L</td> </tr> <tr> <td>②</td> <td>L</td> </tr> <tr> <td>③</td> <td>B</td> </tr> <tr> <td>④</td> <td>N+E</td> </tr> <tr> <td>⑤</td> <td>L</td> </tr> <tr> <td>⑥</td> <td>L</td> </tr> </table>	Type	X74C	Oil q.ty (Lt.)	2.05	⑥ Standard 1 plug type L		On request		①	L	②	L	③	B	④	N+E	⑤	L	⑥	L	 <b>V5</b>	<table border="1"> <tr> <th>Type</th> <th>X74C</th> </tr> <tr> <td>Oil q.ty (Lt.)</td> <td>4.25</td> </tr> <tr> <td>⑥ Standard 1 plug type L</td> <td></td> </tr> <tr> <td>On request</td> <td></td> </tr> <tr> <td>①</td> <td>L</td> </tr> <tr> <td>②</td> <td>L</td> </tr> <tr> <td>③</td> <td>L</td> </tr> <tr> <td>④</td> <td>L</td> </tr> <tr> <td>⑤</td> <td>L</td> </tr> <tr> <td>⑥</td> <td>E</td> </tr> </table>	Type	X74C	Oil q.ty (Lt.)	4.25	⑥ Standard 1 plug type L		On request		①	L	②	L	③	L	④	L	⑤	L	⑥	E	 <b>V6</b>	<table border="1"> <tr> <th>Type</th> <th>X74C</th> </tr> <tr> <td>Oil q.ty (Lt.)</td> <td>2.65</td> </tr> <tr> <td>⑥ Standard 1 plug type L</td> <td></td> </tr> <tr> <td>On request</td> <td></td> </tr> <tr> <td>①</td> <td>E</td> </tr> <tr> <td>②</td> <td>L</td> </tr> <tr> <td>③</td> <td>L</td> </tr> <tr> <td>④</td> <td>L</td> </tr> <tr> <td>⑤</td> <td>B</td> </tr> <tr> <td>⑥</td> <td>L</td> </tr> </table>	Type	X74C	Oil q.ty (Lt.)	2.65	⑥ Standard 1 plug type L		On request		①	E	②	L	③	L	④	L	⑤	B	⑥	L
Type	X74C																																																																
Oil q.ty (Lt.)	2.05																																																																
⑥ Standard 1 plug type L																																																																	
On request																																																																	
①	L																																																																
②	L																																																																
③	B																																																																
④	N+E																																																																
⑤	L																																																																
⑥	L																																																																
Type	X74C																																																																
Oil q.ty (Lt.)	4.25																																																																
⑥ Standard 1 plug type L																																																																	
On request																																																																	
①	L																																																																
②	L																																																																
③	L																																																																
④	L																																																																
⑤	L																																																																
⑥	E																																																																
Type	X74C																																																																
Oil q.ty (Lt.)	2.65																																																																
⑥ Standard 1 plug type L																																																																	
On request																																																																	
①	E																																																																
②	L																																																																
③	L																																																																
④	L																																																																
⑤	B																																																																
⑥	L																																																																

# OIL PLUG POSITIONS - TYPES / POSIZIONE TAPPI OLIO - TIPI

□ Oil plug are on the back side





▼ Filled & breather oil plug

▼ Closed oil plug

△ Drain oil plug

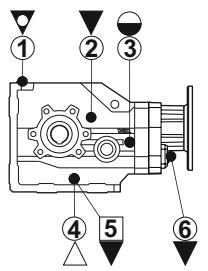
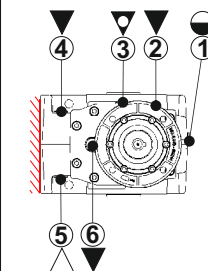
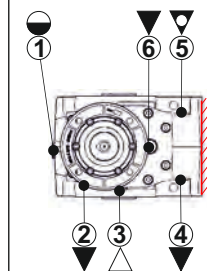
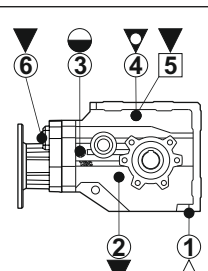
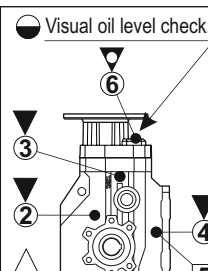
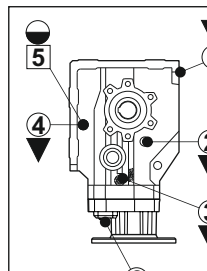
● Level oil plug

## OIL PLUG

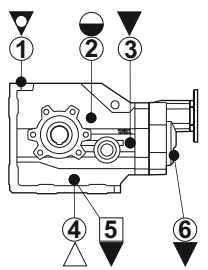
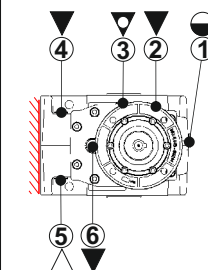
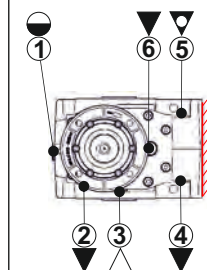
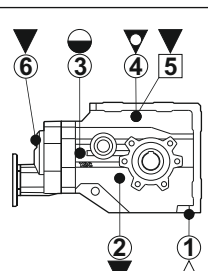
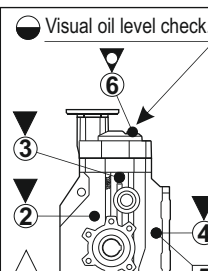
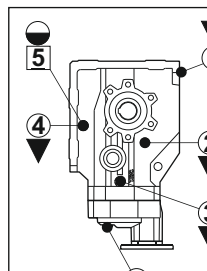
 <b>TO3/8LIA</b> Allum. level plug 3/8	 <b>TO3/8TPO</b> Breather plug 3/8	 <b>TO3/8SCA</b> Allum. closed plug 3/8
 <b>TO3/8PRO</b> Steel extension 3/8		

MINERAL OIL	
Code	Description
LUOBLAM460 (Standard)	Eni Blasia 460 Shell Omala S2 GX460

## Standard

 <b>B3</b>	<table border="1"> <thead> <tr> <th>Type</th> <th>X83C</th> </tr> </thead> <tbody> <tr> <td>Oil q.ty (Lt.)</td> <td>2.80</td> </tr> <tr> <td rowspan="6">Standard</td> <td>① E</td> </tr> <tr> <td>② L</td> </tr> <tr> <td>③ B</td> </tr> <tr> <td>④ L</td> </tr> <tr> <td>⑤ L</td> </tr> <tr> <td>⑥ L</td> </tr> </tbody> </table>	Type	X83C	Oil q.ty (Lt.)	2.80	Standard	① E	② L	③ B	④ L	⑤ L	⑥ L	 <b>B6</b>	<table border="1"> <thead> <tr> <th>Type</th> <th>X83C</th> </tr> </thead> <tbody> <tr> <td>Oil q.ty (Lt.)</td> <td>3.10</td> </tr> <tr> <td rowspan="6">Standard</td> <td>① B</td> </tr> <tr> <td>② L</td> </tr> <tr> <td>③ E</td> </tr> <tr> <td>④ L</td> </tr> <tr> <td>⑤ L</td> </tr> <tr> <td>⑥ L</td> </tr> </tbody> </table>	Type	X83C	Oil q.ty (Lt.)	3.10	Standard	① B	② L	③ E	④ L	⑤ L	⑥ L	 <b>B7</b>	<table border="1"> <thead> <tr> <th>Type</th> <th>X83C</th> </tr> </thead> <tbody> <tr> <td>Oil q.ty (Lt.)</td> <td>2.00</td> </tr> <tr> <td rowspan="6">Standard</td> <td>① B</td> </tr> <tr> <td>② L</td> </tr> <tr> <td>③ L</td> </tr> <tr> <td>④ L</td> </tr> <tr> <td>⑤ N+E</td> </tr> <tr> <td>⑥ L</td> </tr> </tbody> </table>	Type	X83C	Oil q.ty (Lt.)	2.00	Standard	① B	② L	③ L	④ L	⑤ N+E	⑥ L
Type	X83C																																					
Oil q.ty (Lt.)	2.80																																					
Standard	① E																																					
	② L																																					
	③ B																																					
	④ L																																					
	⑤ L																																					
	⑥ L																																					
Type	X83C																																					
Oil q.ty (Lt.)	3.10																																					
Standard	① B																																					
	② L																																					
	③ E																																					
	④ L																																					
	⑤ L																																					
	⑥ L																																					
Type	X83C																																					
Oil q.ty (Lt.)	2.00																																					
Standard	① B																																					
	② L																																					
	③ L																																					
	④ L																																					
	⑤ N+E																																					
	⑥ L																																					
 <b>B8</b>	<table border="1"> <thead> <tr> <th>Type</th> <th>X83C</th> </tr> </thead> <tbody> <tr> <td>Oil q.ty (Lt.)</td> <td>2.50</td> </tr> <tr> <td rowspan="6">Standard</td> <td>① L</td> </tr> <tr> <td>② L</td> </tr> <tr> <td>③ B</td> </tr> <tr> <td>④ N+E</td> </tr> <tr> <td>⑤ L</td> </tr> <tr> <td>⑥ L</td> </tr> </tbody> </table>	Type	X83C	Oil q.ty (Lt.)	2.50	Standard	① L	② L	③ B	④ N+E	⑤ L	⑥ L	 Visual oil level check. <b>V5</b>	<table border="1"> <thead> <tr> <th>Type</th> <th>X83C</th> </tr> </thead> <tbody> <tr> <td>Oil q.ty (Lt.)</td> <td>4.95</td> </tr> <tr> <td rowspan="6">Standard</td> <td>① L</td> </tr> <tr> <td>② L</td> </tr> <tr> <td>③ L</td> </tr> <tr> <td>④ L</td> </tr> <tr> <td>⑤ L</td> </tr> <tr> <td>⑥ E</td> </tr> </tbody> </table>	Type	X83C	Oil q.ty (Lt.)	4.95	Standard	① L	② L	③ L	④ L	⑤ L	⑥ E	 <b>V6</b>	<table border="1"> <thead> <tr> <th>Type</th> <th>X83C</th> </tr> </thead> <tbody> <tr> <td>Oil q.ty (Lt.)</td> <td>2.80</td> </tr> <tr> <td rowspan="6">Standard</td> <td>① E</td> </tr> <tr> <td>② L</td> </tr> <tr> <td>③ L</td> </tr> <tr> <td>④ L</td> </tr> <tr> <td>⑤ B</td> </tr> <tr> <td>⑥ L</td> </tr> </tbody> </table>	Type	X83C	Oil q.ty (Lt.)	2.80	Standard	① E	② L	③ L	④ L	⑤ B	⑥ L
Type	X83C																																					
Oil q.ty (Lt.)	2.50																																					
Standard	① L																																					
	② L																																					
	③ B																																					
	④ N+E																																					
	⑤ L																																					
	⑥ L																																					
Type	X83C																																					
Oil q.ty (Lt.)	4.95																																					
Standard	① L																																					
	② L																																					
	③ L																																					
	④ L																																					
	⑤ L																																					
	⑥ E																																					
Type	X83C																																					
Oil q.ty (Lt.)	2.80																																					
Standard	① E																																					
	② L																																					
	③ L																																					
	④ L																																					
	⑤ B																																					
	⑥ L																																					

## Standard

 <b>B3</b>	<table border="1"> <thead> <tr> <th>Type</th> <th>X84C</th> </tr> </thead> <tbody> <tr> <td>Oil q.ty (Lt.)</td> <td>4.25</td> </tr> <tr> <td rowspan="6">Standard</td> <td>① E</td> </tr> <tr> <td>② B</td> </tr> <tr> <td>③ L</td> </tr> <tr> <td>④ L</td> </tr> <tr> <td>⑤ L</td> </tr> <tr> <td>⑥ L</td> </tr> </tbody> </table>	Type	X84C	Oil q.ty (Lt.)	4.25	Standard	① E	② B	③ L	④ L	⑤ L	⑥ L	 <b>B6</b>	<table border="1"> <thead> <tr> <th>Type</th> <th>X84C</th> </tr> </thead> <tbody> <tr> <td>Oil q.ty (Lt.)</td> <td>3.20</td> </tr> <tr> <td rowspan="6">Standard</td> <td>① B</td> </tr> <tr> <td>② L</td> </tr> <tr> <td>③ E</td> </tr> <tr> <td>④ L</td> </tr> <tr> <td>⑤ L</td> </tr> <tr> <td>⑥ L</td> </tr> </tbody> </table>	Type	X84C	Oil q.ty (Lt.)	3.20	Standard	① B	② L	③ E	④ L	⑤ L	⑥ L	 <b>B7</b>	<table border="1"> <thead> <tr> <th>Type</th> <th>X84C</th> </tr> </thead> <tbody> <tr> <td>Oil q.ty (Lt.)</td> <td>2.10</td> </tr> <tr> <td rowspan="6">Standard</td> <td>① B</td> </tr> <tr> <td>② L</td> </tr> <tr> <td>③ L</td> </tr> <tr> <td>④ L</td> </tr> <tr> <td>⑤ N+E</td> </tr> <tr> <td>⑥ L</td> </tr> </tbody> </table>	Type	X84C	Oil q.ty (Lt.)	2.10	Standard	① B	② L	③ L	④ L	⑤ N+E	⑥ L
Type	X84C																																					
Oil q.ty (Lt.)	4.25																																					
Standard	① E																																					
	② B																																					
	③ L																																					
	④ L																																					
	⑤ L																																					
	⑥ L																																					
Type	X84C																																					
Oil q.ty (Lt.)	3.20																																					
Standard	① B																																					
	② L																																					
	③ E																																					
	④ L																																					
	⑤ L																																					
	⑥ L																																					
Type	X84C																																					
Oil q.ty (Lt.)	2.10																																					
Standard	① B																																					
	② L																																					
	③ L																																					
	④ L																																					
	⑤ N+E																																					
	⑥ L																																					
 <b>B8</b>	<table border="1"> <thead> <tr> <th>Type</th> <th>X84C</th> </tr> </thead> <tbody> <tr> <td>Oil q.ty (Lt.)</td> <td>2.60</td> </tr> <tr> <td rowspan="6">Standard</td> <td>① L</td> </tr> <tr> <td>② L</td> </tr> <tr> <td>③ B</td> </tr> <tr> <td>④ N+E</td> </tr> <tr> <td>⑤ L</td> </tr> <tr> <td>⑥ L</td> </tr> </tbody> </table>	Type	X84C	Oil q.ty (Lt.)	2.60	Standard	① L	② L	③ B	④ N+E	⑤ L	⑥ L	 Visual oil level check. <b>V5</b>	<table border="1"> <thead> <tr> <th>Type</th> <th>X84C</th> </tr> </thead> <tbody> <tr> <td>Oil q.ty (Lt.)</td> <td>5.20</td> </tr> <tr> <td rowspan="6">Standard</td> <td>① L</td> </tr> <tr> <td>② L</td> </tr> <tr> <td>③ L</td> </tr> <tr> <td>④ L</td> </tr> <tr> <td>⑤ L</td> </tr> <tr> <td>⑥ E</td> </tr> </tbody> </table>	Type	X84C	Oil q.ty (Lt.)	5.20	Standard	① L	② L	③ L	④ L	⑤ L	⑥ E	 <b>V6</b>	<table border="1"> <thead> <tr> <th>Type</th> <th>X84C</th> </tr> </thead> <tbody> <tr> <td>Oil q.ty (Lt.)</td> <td>2.90</td> </tr> <tr> <td rowspan="6">Standard</td> <td>① E</td> </tr> <tr> <td>② L</td> </tr> <tr> <td>③ L</td> </tr> <tr> <td>④ L</td> </tr> <tr> <td>⑤ B</td> </tr> <tr> <td>⑥ L</td> </tr> </tbody> </table>	Type	X84C	Oil q.ty (Lt.)	2.90	Standard	① E	② L	③ L	④ L	⑤ B	⑥ L
Type	X84C																																					
Oil q.ty (Lt.)	2.60																																					
Standard	① L																																					
	② L																																					
	③ B																																					
	④ N+E																																					
	⑤ L																																					
	⑥ L																																					
Type	X84C																																					
Oil q.ty (Lt.)	5.20																																					
Standard	① L																																					
	② L																																					
	③ L																																					
	④ L																																					
	⑤ L																																					
	⑥ E																																					
Type	X84C																																					
Oil q.ty (Lt.)	2.90																																					
Standard	① E																																					
	② L																																					
	③ L																																					
	④ L																																					
	⑤ B																																					
	⑥ L																																					

# OIL PLUG POSITIONS - TYPES / POSIZIONE TAPPI OLIO - TIPI

□ Oil plug are on the back side

▼ Filled & breather oil plug

▼ Closed oil plug

△ Drain oil plug

● Level oil plug

## OIL PLUG

	<b>B</b>		<b>E</b>		<b>L</b>
	<b>M</b>		<b>N</b>		

MINERAL OIL	
Code	Description
LUOBLAM460 (Standard)	Eni Blasia 460 Shell Omala S2 GX460

## Standard

	<table border="1"> <thead> <tr> <th>Type</th> <th>X93C</th> </tr> </thead> <tbody> <tr> <td>Oil q.ty (Lt.)</td> <td>4.20</td> </tr> <tr> <td rowspan="7">Standard</td> <td>① E</td> </tr> <tr> <td>② B</td> </tr> <tr> <td>③ L</td> </tr> <tr> <td>④ L</td> </tr> <tr> <td>⑤ L</td> </tr> <tr> <td>⑥ L</td> </tr> <tr> <td>⑦ L</td> </tr> </tbody> </table>	Type	X93C	Oil q.ty (Lt.)	4.20	Standard	① E	② B	③ L	④ L	⑤ L	⑥ L	⑦ L		<table border="1"> <thead> <tr> <th>Type</th> <th>X93C</th> </tr> </thead> <tbody> <tr> <td>Oil q.ty (Lt.)</td> <td>3.60</td> </tr> <tr> <td rowspan="7">Standard</td> <td>① B</td> </tr> <tr> <td>② L</td> </tr> <tr> <td>③ E</td> </tr> <tr> <td>④ L</td> </tr> <tr> <td>⑤ L</td> </tr> <tr> <td>⑥ L</td> </tr> <tr> <td>⑦ L</td> </tr> </tbody> </table>	Type	X93C	Oil q.ty (Lt.)	3.60	Standard	① B	② L	③ E	④ L	⑤ L	⑥ L	⑦ L		<table border="1"> <thead> <tr> <th>Type</th> <th>X93C</th> </tr> </thead> <tbody> <tr> <td>Oil q.ty (Lt.)</td> <td>4.40</td> </tr> <tr> <td rowspan="7">Standard</td> <td>① B</td> </tr> <tr> <td>② L</td> </tr> <tr> <td>③ L</td> </tr> <tr> <td>④ L</td> </tr> <tr> <td>⑤ N+E</td> </tr> <tr> <td>⑥ L</td> </tr> <tr> <td>⑦ L</td> </tr> </tbody> </table>	Type	X93C	Oil q.ty (Lt.)	4.40	Standard	① B	② L	③ L	④ L	⑤ N+E	⑥ L	⑦ L
Type	X93C																																								
Oil q.ty (Lt.)	4.20																																								
Standard	① E																																								
	② B																																								
	③ L																																								
	④ L																																								
	⑤ L																																								
	⑥ L																																								
	⑦ L																																								
Type	X93C																																								
Oil q.ty (Lt.)	3.60																																								
Standard	① B																																								
	② L																																								
	③ E																																								
	④ L																																								
	⑤ L																																								
	⑥ L																																								
	⑦ L																																								
Type	X93C																																								
Oil q.ty (Lt.)	4.40																																								
Standard	① B																																								
	② L																																								
	③ L																																								
	④ L																																								
	⑤ N+E																																								
	⑥ L																																								
	⑦ L																																								
	<table border="1"> <thead> <tr> <th>Type</th> <th>X93C</th> </tr> </thead> <tbody> <tr> <td>Oil q.ty (Lt.)</td> <td>5.10</td> </tr> <tr> <td rowspan="7">Standard</td> <td>① L</td> </tr> <tr> <td>② L</td> </tr> <tr> <td>③ B</td> </tr> <tr> <td>④ N+E</td> </tr> <tr> <td>⑤ L</td> </tr> <tr> <td>⑥ L</td> </tr> <tr> <td>⑦ L</td> </tr> </tbody> </table>	Type	X93C	Oil q.ty (Lt.)	5.10	Standard	① L	② L	③ B	④ N+E	⑤ L	⑥ L	⑦ L		<table border="1"> <thead> <tr> <th>Type</th> <th>X93C</th> </tr> </thead> <tbody> <tr> <td>Oil q.ty (Lt.)</td> <td>6.90</td> </tr> <tr> <td rowspan="7">Standard</td> <td>① L</td> </tr> <tr> <td>② L</td> </tr> <tr> <td>③ B</td> </tr> <tr> <td>④ L</td> </tr> <tr> <td>⑤ L</td> </tr> <tr> <td>⑥ M+N+E</td> </tr> <tr> <td>⑦ L</td> </tr> </tbody> </table>	Type	X93C	Oil q.ty (Lt.)	6.90	Standard	① L	② L	③ B	④ L	⑤ L	⑥ M+N+E	⑦ L		<table border="1"> <thead> <tr> <th>Type</th> <th>X93C</th> </tr> </thead> <tbody> <tr> <td>Oil q.ty (Lt.)</td> <td>5.00</td> </tr> <tr> <td rowspan="7">Standard</td> <td>① E</td> </tr> <tr> <td>② L</td> </tr> <tr> <td>③ L</td> </tr> <tr> <td>④ L</td> </tr> <tr> <td>⑤ B</td> </tr> <tr> <td>⑥ L</td> </tr> <tr> <td>⑦ L</td> </tr> </tbody> </table>	Type	X93C	Oil q.ty (Lt.)	5.00	Standard	① E	② L	③ L	④ L	⑤ B	⑥ L	⑦ L
Type	X93C																																								
Oil q.ty (Lt.)	5.10																																								
Standard	① L																																								
	② L																																								
	③ B																																								
	④ N+E																																								
	⑤ L																																								
	⑥ L																																								
	⑦ L																																								
Type	X93C																																								
Oil q.ty (Lt.)	6.90																																								
Standard	① L																																								
	② L																																								
	③ B																																								
	④ L																																								
	⑤ L																																								
	⑥ M+N+E																																								
	⑦ L																																								
Type	X93C																																								
Oil q.ty (Lt.)	5.00																																								
Standard	① E																																								
	② L																																								
	③ L																																								
	④ L																																								
	⑤ B																																								
	⑥ L																																								
	⑦ L																																								

## Standard

	<table border="1"> <thead> <tr> <th>Type</th> <th>X94C</th> </tr> </thead> <tbody> <tr> <td>Oil q.ty (Lt.)</td> <td>4.50</td> </tr> <tr> <td rowspan="7">Standard</td> <td>① E</td> </tr> <tr> <td>② B</td> </tr> <tr> <td>③ L</td> </tr> <tr> <td>④ L</td> </tr> <tr> <td>⑤ L</td> </tr> <tr> <td>⑥ L</td> </tr> <tr> <td>⑦ L</td> </tr> </tbody> </table>	Type	X94C	Oil q.ty (Lt.)	4.50	Standard	① E	② B	③ L	④ L	⑤ L	⑥ L	⑦ L		<table border="1"> <thead> <tr> <th>Type</th> <th>X94C</th> </tr> </thead> <tbody> <tr> <td>Oil q.ty (Lt.)</td> <td>3.80</td> </tr> <tr> <td rowspan="7">Standard</td> <td>① B</td> </tr> <tr> <td>② L</td> </tr> <tr> <td>③ E</td> </tr> <tr> <td>④ L</td> </tr> <tr> <td>⑤ L</td> </tr> <tr> <td>⑥ L</td> </tr> <tr> <td>⑦ L</td> </tr> </tbody> </table>	Type	X94C	Oil q.ty (Lt.)	3.80	Standard	① B	② L	③ E	④ L	⑤ L	⑥ L	⑦ L		<table border="1"> <thead> <tr> <th>Type</th> <th>X94C</th> </tr> </thead> <tbody> <tr> <td>Oil q.ty (Lt.)</td> <td>4.50</td> </tr> <tr> <td rowspan="7">Standard</td> <td>① B</td> </tr> <tr> <td>② L</td> </tr> <tr> <td>③ L</td> </tr> <tr> <td>④ L</td> </tr> <tr> <td>⑤ N+E</td> </tr> <tr> <td>⑥ L</td> </tr> <tr> <td>⑦ L</td> </tr> </tbody> </table>	Type	X94C	Oil q.ty (Lt.)	4.50	Standard	① B	② L	③ L	④ L	⑤ N+E	⑥ L	⑦ L
Type	X94C																																								
Oil q.ty (Lt.)	4.50																																								
Standard	① E																																								
	② B																																								
	③ L																																								
	④ L																																								
	⑤ L																																								
	⑥ L																																								
	⑦ L																																								
Type	X94C																																								
Oil q.ty (Lt.)	3.80																																								
Standard	① B																																								
	② L																																								
	③ E																																								
	④ L																																								
	⑤ L																																								
	⑥ L																																								
	⑦ L																																								
Type	X94C																																								
Oil q.ty (Lt.)	4.50																																								
Standard	① B																																								
	② L																																								
	③ L																																								
	④ L																																								
	⑤ N+E																																								
	⑥ L																																								
	⑦ L																																								
	<table border="1"> <thead> <tr> <th>Type</th> <th>X94C</th> </tr> </thead> <tbody> <tr> <td>Oil q.ty (Lt.)</td> <td>5.30</td> </tr> <tr> <td rowspan="7">Standard</td> <td>① L</td> </tr> <tr> <td>② L</td> </tr> <tr> <td>③ B</td> </tr> <tr> <td>④ N+E</td> </tr> <tr> <td>⑤ L</td> </tr> <tr> <td>⑥ L</td> </tr> <tr> <td>⑦ L</td> </tr> </tbody> </table>	Type	X94C	Oil q.ty (Lt.)	5.30	Standard	① L	② L	③ B	④ N+E	⑤ L	⑥ L	⑦ L		<table border="1"> <thead> <tr> <th>Type</th> <th>X94C</th> </tr> </thead> <tbody> <tr> <td>Oil q.ty (Lt.)</td> <td>7.60</td> </tr> <tr> <td rowspan="7">Standard</td> <td>① L</td> </tr> <tr> <td>② L</td> </tr> <tr> <td>③ L</td> </tr> <tr> <td>④ L</td> </tr> <tr> <td>⑤ L</td> </tr> <tr> <td>⑥ E</td> </tr> <tr> <td>⑦ B</td> </tr> </tbody> </table>	Type	X94C	Oil q.ty (Lt.)	7.60	Standard	① L	② L	③ L	④ L	⑤ L	⑥ E	⑦ B		<table border="1"> <thead> <tr> <th>Type</th> <th>X94C</th> </tr> </thead> <tbody> <tr> <td>Oil q.ty (Lt.)</td> <td>5.30</td> </tr> <tr> <td rowspan="7">Standard</td> <td>① E</td> </tr> <tr> <td>② L</td> </tr> <tr> <td>③ L</td> </tr> <tr> <td>④ L</td> </tr> <tr> <td>⑤ B</td> </tr> <tr> <td>⑥ L</td> </tr> <tr> <td>⑦ L</td> </tr> </tbody> </table>	Type	X94C	Oil q.ty (Lt.)	5.30	Standard	① E	② L	③ L	④ L	⑤ B	⑥ L	⑦ L
Type	X94C																																								
Oil q.ty (Lt.)	5.30																																								
Standard	① L																																								
	② L																																								
	③ B																																								
	④ N+E																																								
	⑤ L																																								
	⑥ L																																								
	⑦ L																																								
Type	X94C																																								
Oil q.ty (Lt.)	7.60																																								
Standard	① L																																								
	② L																																								
	③ L																																								
	④ L																																								
	⑤ L																																								
	⑥ E																																								
	⑦ B																																								
Type	X94C																																								
Oil q.ty (Lt.)	5.30																																								
Standard	① E																																								
	② L																																								
	③ L																																								
	④ L																																								
	⑤ B																																								
	⑥ L																																								
	⑦ L																																								

# OIL PLUG POSITIONS - TYPES / POSIZIONE TAPPI OLIO - TIPI

□ Oil plug are on the back side






▽ Filled & breather oil plug

▼ Closed oil plug

△ Drain oil plug

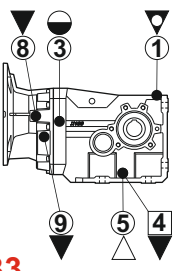
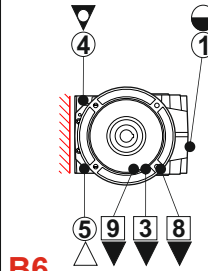
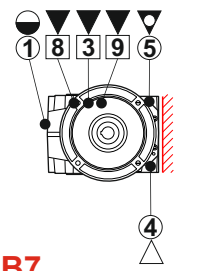
● Level oil plug

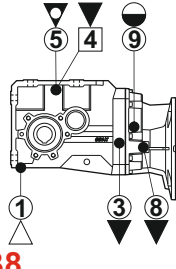
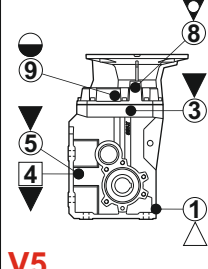
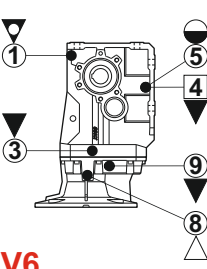
## OIL PLUG

 <b>TO1/2LIA</b> Allum. level plug 1/2	 <b>TO1/2TPO</b> Breather plug 1/2	 <b>TO1/2SCA</b> Allum. closed plug 1/2
 <b>TO1/2C90</b> 90° steel connect 1/2	 <b>TO1/2PRO</b> Steel extension 1/2	

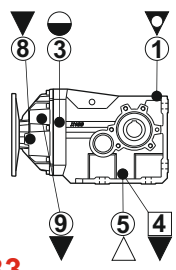
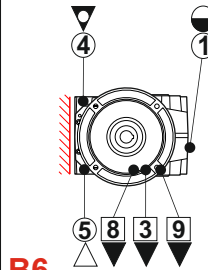
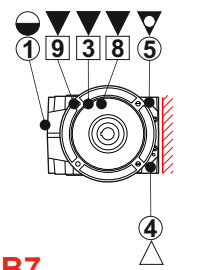
MINERAL OIL	
Code	Description
LUOBLAM460 (Standard)	Eni Blasia 460 Shell Omala S2 GX460

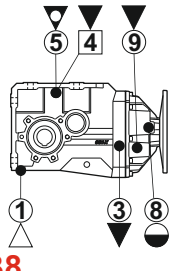
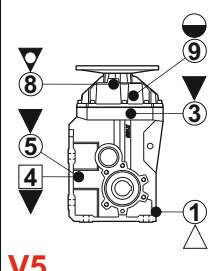
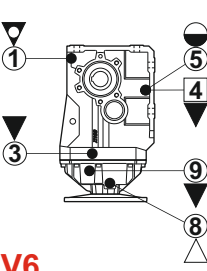
## Standard

 <b>B3</b>	<table border="1"> <thead> <tr> <th>Type</th> <th>X103</th> </tr> </thead> <tbody> <tr> <td>Oil q.ty (Lt.)</td> <td>11.50</td> </tr> <tr> <td rowspan="9">Standard</td> <td>① E</td> </tr> <tr> <td>③ B</td> </tr> <tr> <td>④ L</td> </tr> <tr> <td>⑤ L</td> </tr> <tr> <td>⑧ L</td> </tr> <tr> <td>⑨ L</td> </tr> </tbody> </table>	Type	X103	Oil q.ty (Lt.)	11.50	Standard	① E	③ B	④ L	⑤ L	⑧ L	⑨ L	 <b>B6</b>	<table border="1"> <thead> <tr> <th>Type</th> <th>X103</th> </tr> </thead> <tbody> <tr> <td>Oil q.ty (Lt.)</td> <td>5.50</td> </tr> <tr> <td rowspan="9">Standard</td> <td>① B</td> </tr> <tr> <td>③ L</td> </tr> <tr> <td>④ N+E</td> </tr> <tr> <td>⑤ L</td> </tr> <tr> <td>⑧ L</td> </tr> <tr> <td>⑨ L</td> </tr> </tbody> </table>	Type	X103	Oil q.ty (Lt.)	5.50	Standard	① B	③ L	④ N+E	⑤ L	⑧ L	⑨ L	 <b>B7</b>	<table border="1"> <thead> <tr> <th>Type</th> <th>X103</th> </tr> </thead> <tbody> <tr> <td>Oil q.ty (Lt.)</td> <td>10.5</td> </tr> <tr> <td rowspan="9">Standard</td> <td>① B</td> </tr> <tr> <td>③ L</td> </tr> <tr> <td>④ L</td> </tr> <tr> <td>⑤ N+E</td> </tr> <tr> <td>⑧ L</td> </tr> <tr> <td>⑨ L</td> </tr> </tbody> </table>	Type	X103	Oil q.ty (Lt.)	10.5	Standard	① B	③ L	④ L	⑤ N+E	⑧ L	⑨ L
Type	X103																																					
Oil q.ty (Lt.)	11.50																																					
Standard	① E																																					
	③ B																																					
	④ L																																					
	⑤ L																																					
	⑧ L																																					
	⑨ L																																					
	Type	X103																																				
	Oil q.ty (Lt.)	5.50																																				
	Standard	① B																																				
③ L																																						
④ N+E																																						
⑤ L																																						
⑧ L																																						
⑨ L																																						
Type		X103																																				
Oil q.ty (Lt.)		10.5																																				
Standard		① B																																				
	③ L																																					
	④ L																																					
	⑤ N+E																																					
	⑧ L																																					
	⑨ L																																					

 <b>B8</b>	<table border="1"> <thead> <tr> <th>Type</th> <th>X103</th> </tr> </thead> <tbody> <tr> <td>Oil q.ty (Lt.)</td> <td>7.50</td> </tr> <tr> <td rowspan="9">Standard</td> <td>① L</td> </tr> <tr> <td>③ L</td> </tr> <tr> <td>④ L</td> </tr> <tr> <td>⑤ N+E</td> </tr> <tr> <td>⑧ L</td> </tr> <tr> <td>⑨ B</td> </tr> </tbody> </table>	Type	X103	Oil q.ty (Lt.)	7.50	Standard	① L	③ L	④ L	⑤ N+E	⑧ L	⑨ B	 <b>V5</b>	<table border="1"> <thead> <tr> <th>Type</th> <th>X103</th> </tr> </thead> <tbody> <tr> <td>Oil q.ty (Lt.)</td> <td>13.50</td> </tr> <tr> <td rowspan="9">Standard</td> <td>① L</td> </tr> <tr> <td>③ L</td> </tr> <tr> <td>④ L</td> </tr> <tr> <td>⑤ L</td> </tr> <tr> <td>⑧ M+E</td> </tr> <tr> <td>⑨ B</td> </tr> </tbody> </table>	Type	X103	Oil q.ty (Lt.)	13.50	Standard	① L	③ L	④ L	⑤ L	⑧ M+E	⑨ B	 <b>V6</b>	<table border="1"> <thead> <tr> <th>Type</th> <th>X103</th> </tr> </thead> <tbody> <tr> <td>Oil q.ty (Lt.)</td> <td>9.50</td> </tr> <tr> <td rowspan="9">Standard</td> <td>① E</td> </tr> <tr> <td>③ L</td> </tr> <tr> <td>④ L</td> </tr> <tr> <td>⑤ B</td> </tr> <tr> <td>⑧ L</td> </tr> <tr> <td>⑨ L</td> </tr> </tbody> </table>	Type	X103	Oil q.ty (Lt.)	9.50	Standard	① E	③ L	④ L	⑤ B	⑧ L	⑨ L
Type	X103																																					
Oil q.ty (Lt.)	7.50																																					
Standard	① L																																					
	③ L																																					
	④ L																																					
	⑤ N+E																																					
	⑧ L																																					
	⑨ B																																					
	Type	X103																																				
	Oil q.ty (Lt.)	13.50																																				
	Standard	① L																																				
③ L																																						
④ L																																						
⑤ L																																						
⑧ M+E																																						
⑨ B																																						
Type		X103																																				
Oil q.ty (Lt.)		9.50																																				
Standard		① E																																				
	③ L																																					
	④ L																																					
	⑤ B																																					
	⑧ L																																					
	⑨ L																																					

## Standard

 <b>B3</b>	<table border="1"> <thead> <tr> <th>Type</th> <th>X104</th> </tr> </thead> <tbody> <tr> <td>Oil q.ty (Lt.)</td> <td>12.00</td> </tr> <tr> <td rowspan="9">Standard</td> <td>① E</td> </tr> <tr> <td>③ B</td> </tr> <tr> <td>④ L</td> </tr> <tr> <td>⑤ L</td> </tr> <tr> <td>⑧ L</td> </tr> <tr> <td>⑨ L</td> </tr> </tbody> </table>	Type	X104	Oil q.ty (Lt.)	12.00	Standard	① E	③ B	④ L	⑤ L	⑧ L	⑨ L	 <b>B6</b>	<table border="1"> <thead> <tr> <th>Type</th> <th>X104</th> </tr> </thead> <tbody> <tr> <td>Oil q.ty (Lt.)</td> <td>6.00</td> </tr> <tr> <td rowspan="9">Standard</td> <td>① B</td> </tr> <tr> <td>③ L</td> </tr> <tr> <td>④ N+E</td> </tr> <tr> <td>⑤ L</td> </tr> <tr> <td>⑧ L</td> </tr> <tr> <td>⑨ L</td> </tr> </tbody> </table>	Type	X104	Oil q.ty (Lt.)	6.00	Standard	① B	③ L	④ N+E	⑤ L	⑧ L	⑨ L	 <b>B7</b>	<table border="1"> <thead> <tr> <th>Type</th> <th>X104</th> </tr> </thead> <tbody> <tr> <td>Oil q.ty (Lt.)</td> <td>11.50</td> </tr> <tr> <td rowspan="9">Standard</td> <td>① B</td> </tr> <tr> <td>③ L</td> </tr> <tr> <td>④ L</td> </tr> <tr> <td>⑤ N+E</td> </tr> <tr> <td>⑧ L</td> </tr> <tr> <td>⑨ L</td> </tr> </tbody> </table>	Type	X104	Oil q.ty (Lt.)	11.50	Standard	① B	③ L	④ L	⑤ N+E	⑧ L	⑨ L
Type	X104																																					
Oil q.ty (Lt.)	12.00																																					
Standard	① E																																					
	③ B																																					
	④ L																																					
	⑤ L																																					
	⑧ L																																					
	⑨ L																																					
	Type	X104																																				
	Oil q.ty (Lt.)	6.00																																				
	Standard	① B																																				
③ L																																						
④ N+E																																						
⑤ L																																						
⑧ L																																						
⑨ L																																						
Type		X104																																				
Oil q.ty (Lt.)		11.50																																				
Standard		① B																																				
	③ L																																					
	④ L																																					
	⑤ N+E																																					
	⑧ L																																					
	⑨ L																																					

 <b>B8</b>	<table border="1"> <thead> <tr> <th>Type</th> <th>X104</th> </tr> </thead> <tbody> <tr> <td>Oil q.ty (Lt.)</td> <td>8.00</td> </tr> <tr> <td rowspan="9">Standard</td> <td>① L</td> </tr> <tr> <td>③ L</td> </tr> <tr> <td>④ L</td> </tr> <tr> <td>⑤ N+E</td> </tr> <tr> <td>⑧ B</td> </tr> <tr> <td>⑨ L</td> </tr> </tbody> </table>	Type	X104	Oil q.ty (Lt.)	8.00	Standard	① L	③ L	④ L	⑤ N+E	⑧ B	⑨ L	 <b>V5</b>	<table border="1"> <thead> <tr> <th>Type</th> <th>X104</th> </tr> </thead> <tbody> <tr> <td>Oil q.ty (Lt.)</td> <td>14.50</td> </tr> <tr> <td rowspan="9">Standard</td> <td>① L</td> </tr> <tr> <td>③ L</td> </tr> <tr> <td>④ L</td> </tr> <tr> <td>⑤ L</td> </tr> <tr> <td>⑧ M+E</td> </tr> <tr> <td>⑨ B</td> </tr> </tbody> </table>	Type	X104	Oil q.ty (Lt.)	14.50	Standard	① L	③ L	④ L	⑤ L	⑧ M+E	⑨ B	 <b>V6</b>	<table border="1"> <thead> <tr> <th>Type</th> <th>X104</th> </tr> </thead> <tbody> <tr> <td>Oil q.ty (Lt.)</td> <td>11.00</td> </tr> <tr> <td rowspan="9">Standard</td> <td>① E</td> </tr> <tr> <td>③ L</td> </tr> <tr> <td>④ L</td> </tr> <tr> <td>⑤ B</td> </tr> <tr> <td>⑧ L</td> </tr> <tr> <td>⑨ L</td> </tr> </tbody> </table>	Type	X104	Oil q.ty (Lt.)	11.00	Standard	① E	③ L	④ L	⑤ B	⑧ L	⑨ L
Type	X104																																					
Oil q.ty (Lt.)	8.00																																					
Standard	① L																																					
	③ L																																					
	④ L																																					
	⑤ N+E																																					
	⑧ B																																					
	⑨ L																																					
	Type	X104																																				
	Oil q.ty (Lt.)	14.50																																				
	Standard	① L																																				
③ L																																						
④ L																																						
⑤ L																																						
⑧ M+E																																						
⑨ B																																						
Type		X104																																				
Oil q.ty (Lt.)		11.00																																				
Standard		① E																																				
	③ L																																					
	④ L																																					
	⑤ B																																					
	⑧ L																																					
	⑨ L																																					

# OIL PLUG POSITIONS - TYPES / POSIZIONE TAPPI OLIO - TIPI

□ Oil plug are on the back side






▼ Filled & breather oil plug

▼ Closed oil plug

△ Drain oil plug

● Level oil plug

## OIL PLUG

 <b>TO1/2LIA</b> Allum. level plug 1/2	 <b>TO1/2TPO</b> Breather plug 1/2	 <b>TO1/2SCA</b> Allum. closed plug 1/2
 <b>TO1/2C90</b> 90° steel connect 1/2	 <b>TO1/2PRO</b> Steel extension 1/2	

MINERAL OIL	
Code	Description
LUOBLAM460 (Standard)	Eni Blasia 460 Shell Omala S2 GX460

## Standard

	<table border="1"> <thead> <tr> <th>Type</th> <th>X113</th> </tr> </thead> <tbody> <tr> <td>Oil q.ty (Lt.)</td> <td>13.50</td> </tr> <tr> <td rowspan="9">Standard</td> <td>1 E</td> </tr> <tr> <td>3 B</td> </tr> <tr> <td>4 L</td> </tr> <tr> <td>5 L</td> </tr> <tr> <td>8 L</td> </tr> <tr> <td>9 L</td> </tr> </tbody> </table>	Type	X113	Oil q.ty (Lt.)	13.50	Standard	1 E	3 B	4 L	5 L	8 L	9 L		<table border="1"> <thead> <tr> <th>Type</th> <th>X113</th> </tr> </thead> <tbody> <tr> <td>Oil q.ty (Lt.)</td> <td>8.00</td> </tr> <tr> <td rowspan="9">Standard</td> <td>1 B</td> </tr> <tr> <td>3 L</td> </tr> <tr> <td>4 N+E</td> </tr> <tr> <td>5 L</td> </tr> <tr> <td>8 L</td> </tr> <tr> <td>9 L</td> </tr> </tbody> </table>	Type	X113	Oil q.ty (Lt.)	8.00	Standard	1 B	3 L	4 N+E	5 L	8 L	9 L		<table border="1"> <thead> <tr> <th>Type</th> <th>X113</th> </tr> </thead> <tbody> <tr> <td>Oil q.ty (Lt.)</td> <td>15.50</td> </tr> <tr> <td rowspan="9">Standard</td> <td>1 B</td> </tr> <tr> <td>3 L</td> </tr> <tr> <td>4 L</td> </tr> <tr> <td>5 N+E</td> </tr> <tr> <td>8 L</td> </tr> <tr> <td>9 L</td> </tr> </tbody> </table>	Type	X113	Oil q.ty (Lt.)	15.50	Standard	1 B	3 L	4 L	5 N+E	8 L	9 L
Type	X113																																					
Oil q.ty (Lt.)	13.50																																					
Standard	1 E																																					
	3 B																																					
	4 L																																					
	5 L																																					
	8 L																																					
	9 L																																					
	Type	X113																																				
	Oil q.ty (Lt.)	8.00																																				
	Standard	1 B																																				
3 L																																						
4 N+E																																						
5 L																																						
8 L																																						
9 L																																						
Type		X113																																				
Oil q.ty (Lt.)		15.50																																				
Standard		1 B																																				
	3 L																																					
	4 L																																					
	5 N+E																																					
	8 L																																					
	9 L																																					

	<table border="1"> <thead> <tr> <th>Type</th> <th>X113</th> </tr> </thead> <tbody> <tr> <td>Oil q.ty (Lt.)</td> <td>14.50</td> </tr> <tr> <td rowspan="9">Standard</td> <td>1 L</td> </tr> <tr> <td>3 L</td> </tr> <tr> <td>4 L</td> </tr> <tr> <td>5 N+E</td> </tr> <tr> <td>8 L</td> </tr> <tr> <td>9 B</td> </tr> </tbody> </table>	Type	X113	Oil q.ty (Lt.)	14.50	Standard	1 L	3 L	4 L	5 N+E	8 L	9 B		<table border="1"> <thead> <tr> <th>Type</th> <th>X113</th> </tr> </thead> <tbody> <tr> <td>Oil q.ty (Lt.)</td> <td>22.00</td> </tr> <tr> <td rowspan="9">Standard</td> <td>1 L</td> </tr> <tr> <td>3 L</td> </tr> <tr> <td>4 L</td> </tr> <tr> <td>5 L</td> </tr> <tr> <td>8 M+E</td> </tr> <tr> <td>9 B</td> </tr> </tbody> </table>	Type	X113	Oil q.ty (Lt.)	22.00	Standard	1 L	3 L	4 L	5 L	8 M+E	9 B		<table border="1"> <thead> <tr> <th>Type</th> <th>X113</th> </tr> </thead> <tbody> <tr> <td>Oil q.ty (Lt.)</td> <td>13.00</td> </tr> <tr> <td rowspan="9">Standard</td> <td>1 E</td> </tr> <tr> <td>3 L</td> </tr> <tr> <td>4 L</td> </tr> <tr> <td>5 B</td> </tr> <tr> <td>8 L</td> </tr> <tr> <td>9 L</td> </tr> </tbody> </table>	Type	X113	Oil q.ty (Lt.)	13.00	Standard	1 E	3 L	4 L	5 B	8 L	9 L
Type	X113																																					
Oil q.ty (Lt.)	14.50																																					
Standard	1 L																																					
	3 L																																					
	4 L																																					
	5 N+E																																					
	8 L																																					
	9 B																																					
	Type	X113																																				
	Oil q.ty (Lt.)	22.00																																				
	Standard	1 L																																				
3 L																																						
4 L																																						
5 L																																						
8 M+E																																						
9 B																																						
Type		X113																																				
Oil q.ty (Lt.)		13.00																																				
Standard		1 E																																				
	3 L																																					
	4 L																																					
	5 B																																					
	8 L																																					
	9 L																																					

## Standard

	<table border="1"> <thead> <tr> <th>Type</th> <th>X114</th> </tr> </thead> <tbody> <tr> <td>Oil q.ty (Lt.)</td> <td>14.50</td> </tr> <tr> <td rowspan="9">Standard</td> <td>1 E</td> </tr> <tr> <td>3 B</td> </tr> <tr> <td>4 L</td> </tr> <tr> <td>5 L</td> </tr> <tr> <td>8 L</td> </tr> <tr> <td>9 L</td> </tr> </tbody> </table>	Type	X114	Oil q.ty (Lt.)	14.50	Standard	1 E	3 B	4 L	5 L	8 L	9 L		<table border="1"> <thead> <tr> <th>Type</th> <th>X114</th> </tr> </thead> <tbody> <tr> <td>Oil q.ty (Lt.)</td> <td>8.50</td> </tr> <tr> <td rowspan="9">Standard</td> <td>1 B</td> </tr> <tr> <td>3 L</td> </tr> <tr> <td>4 N+E</td> </tr> <tr> <td>5 L</td> </tr> <tr> <td>8 L</td> </tr> <tr> <td>9 L</td> </tr> </tbody> </table>	Type	X114	Oil q.ty (Lt.)	8.50	Standard	1 B	3 L	4 N+E	5 L	8 L	9 L		<table border="1"> <thead> <tr> <th>Type</th> <th>X114</th> </tr> </thead> <tbody> <tr> <td>Oil q.ty (Lt.)</td> <td>16.50</td> </tr> <tr> <td rowspan="9">Standard</td> <td>1 B</td> </tr> <tr> <td>3 L</td> </tr> <tr> <td>4 L</td> </tr> <tr> <td>5 N+E</td> </tr> <tr> <td>8 L</td> </tr> <tr> <td>9 L</td> </tr> </tbody> </table>	Type	X114	Oil q.ty (Lt.)	16.50	Standard	1 B	3 L	4 L	5 N+E	8 L	9 L
Type	X114																																					
Oil q.ty (Lt.)	14.50																																					
Standard	1 E																																					
	3 B																																					
	4 L																																					
	5 L																																					
	8 L																																					
	9 L																																					
	Type	X114																																				
	Oil q.ty (Lt.)	8.50																																				
	Standard	1 B																																				
3 L																																						
4 N+E																																						
5 L																																						
8 L																																						
9 L																																						
Type		X114																																				
Oil q.ty (Lt.)		16.50																																				
Standard		1 B																																				
	3 L																																					
	4 L																																					
	5 N+E																																					
	8 L																																					
	9 L																																					

	<table border="1"> <thead> <tr> <th>Type</th> <th>X114</th> </tr> </thead> <tbody> <tr> <td>Oil q.ty (Lt.)</td> <td>16.00</td> </tr> <tr> <td rowspan="9">Standard</td> <td>1 L</td> </tr> <tr> <td>3 L</td> </tr> <tr> <td>4 L</td> </tr> <tr> <td>5 N+E</td> </tr> <tr> <td>8 B</td> </tr> <tr> <td>9 L</td> </tr> </tbody> </table>	Type	X114	Oil q.ty (Lt.)	16.00	Standard	1 L	3 L	4 L	5 N+E	8 B	9 L		<table border="1"> <thead> <tr> <th>Type</th> <th>X114</th> </tr> </thead> <tbody> <tr> <td>Oil q.ty (Lt.)</td> <td>23.00</td> </tr> <tr> <td rowspan="9">Standard</td> <td>1 L</td> </tr> <tr> <td>3 L</td> </tr> <tr> <td>4 L</td> </tr> <tr> <td>5 L</td> </tr> <tr> <td>8 M+E</td> </tr> <tr> <td>9 B</td> </tr> </tbody> </table>	Type	X114	Oil q.ty (Lt.)	23.00	Standard	1 L	3 L	4 L	5 L	8 M+E	9 B		<table border="1"> <thead> <tr> <th>Type</th> <th>X114</th> </tr> </thead> <tbody> <tr> <td>Oil q.ty (Lt.)</td> <td>14.50</td> </tr> <tr> <td rowspan="9">Standard</td> <td>1 E</td> </tr> <tr> <td>3 L</td> </tr> <tr> <td>4 L</td> </tr> <tr> <td>5 B</td> </tr> <tr> <td>8 L</td> </tr> <tr> <td>9 L</td> </tr> </tbody> </table>	Type	X114	Oil q.ty (Lt.)	14.50	Standard	1 E	3 L	4 L	5 B	8 L	9 L
Type	X114																																					
Oil q.ty (Lt.)	16.00																																					
Standard	1 L																																					
	3 L																																					
	4 L																																					
	5 N+E																																					
	8 B																																					
	9 L																																					
	Type	X114																																				
	Oil q.ty (Lt.)	23.00																																				
	Standard	1 L																																				
3 L																																						
4 L																																						
5 L																																						
8 M+E																																						
9 B																																						
Type		X114																																				
Oil q.ty (Lt.)		14.50																																				
Standard		1 E																																				
	3 L																																					
	4 L																																					
	5 B																																					
	8 L																																					
	9 L																																					

# OIL PLUG POSITIONS - TYPES / POSIZIONE TAPPI OLIO - TIPI

□ Oil plug are on the back side


▽ Filled & breather oil plug

▼ Closed oil plug

△ Drain oil plug

○ Level oil plug

## OIL PLUG



SYNTHETIC OIL	
Code	Description
LUOTVSF320 (Standard)	Shell Omala S4 WE320 Eni Tellium VSF320
LUOBLAS150 (Low temperature)	Shell Omala S4 WE150 Eni Blasias S150
LUOFOOD320 (Food)	Mobil SHC Cibus 320



**IMPORTANT:** if it is needed a level plug as in the picture (close to the foot), mount it with hydraulic sealant AREXONS 35A42

## Standard

<p><b>B3</b></p>	<p><b>Type 113C</b></p> <p>Oil q.ty (Lt.) 4.00</p> <p>6 Standard 1 plug type L</p> <table border="1"> <tr><td>1</td><td>E</td></tr> <tr><td>2</td><td>L</td></tr> <tr><td>3</td><td>B</td></tr> <tr><td>4</td><td>L</td></tr> <tr><td>6</td><td>L</td></tr> </table> <p>On request</p>	1	E	2	L	3	B	4	L	6	L	<p><b>B6</b></p>	<p><b>Type 113C</b></p> <p>Oil q.ty (Lt.) 2.60</p> <p>6 Standard 1 plug type L</p> <table border="1"> <tr><td>1</td><td>L</td></tr> <tr><td>2</td><td>L</td></tr> <tr><td>3</td><td>E</td></tr> <tr><td>4</td><td>L</td></tr> <tr><td>6</td><td>B</td></tr> </table> <p>On request</p>	1	L	2	L	3	E	4	L	6	B	<p><b>B7</b></p>	<p><b>Type 113C</b></p> <p>Oil q.ty (Lt.) 2.60</p> <p>6 Standard 1 plug type L</p> <table border="1"> <tr><td>1</td><td>E</td></tr> <tr><td>2</td><td>L</td></tr> <tr><td>3</td><td>L</td></tr> <tr><td>4</td><td>L</td></tr> <tr><td>6</td><td>B</td></tr> </table> <p>On request</p>	1	E	2	L	3	L	4	L	6	B
	1	E																																	
2	L																																		
3	B																																		
4	L																																		
6	L																																		
1	L																																		
2	L																																		
3	E																																		
4	L																																		
6	B																																		
1	E																																		
2	L																																		
3	L																																		
4	L																																		
6	B																																		
<p><b>B8</b></p>	<p><b>Type 113C</b></p> <p>Oil q.ty (Lt.) 2.60</p> <p>6 Standard 1 plug type L</p> <table border="1"> <tr><td>1</td><td>L</td></tr> <tr><td>2</td><td>N+E</td></tr> <tr><td>3</td><td>L</td></tr> <tr><td>4</td><td>B</td></tr> <tr><td>6</td><td>L</td></tr> </table> <p>On request</p>	1	L	2	N+E	3	L	4	B	6	L	<p><b>V5</b></p>	<p><b>Type 113C</b></p> <p>Oil q.ty (Lt.) 5.15</p> <p>6 Standard 1 plug type L</p> <table border="1"> <tr><td>1</td><td>L</td></tr> <tr><td>2</td><td>L</td></tr> <tr><td>3</td><td>L</td></tr> <tr><td>4</td><td>L</td></tr> <tr><td>6</td><td>E</td></tr> </table> <p>On request</p>	1	L	2	L	3	L	4	L	6	E	<p><b>V6</b></p>	<p><b>Type 113C</b></p> <p>Oil q.ty (Lt.) 2.20</p> <p>6 Standard 1 plug type L</p> <table border="1"> <tr><td>1</td><td>E</td></tr> <tr><td>2</td><td>B</td></tr> <tr><td>3</td><td>L</td></tr> <tr><td>4</td><td>L</td></tr> <tr><td>6</td><td>L</td></tr> </table> <p>On request</p>	1	E	2	B	3	L	4	L	6	L
	1	L																																	
2	N+E																																		
3	L																																		
4	B																																		
6	L																																		
1	L																																		
2	L																																		
3	L																																		
4	L																																		
6	E																																		
1	E																																		
2	B																																		
3	L																																		
4	L																																		
6	L																																		

## Standard

<p><b>B3</b></p>	<p><b>Type 114C</b></p> <p>Oil q.ty (Lt.) 4.10</p> <p>6 Standard 1 plug type L</p> <table border="1"> <tr><td>1</td><td>E</td></tr> <tr><td>2</td><td>L</td></tr> <tr><td>3</td><td>B</td></tr> <tr><td>4</td><td>L</td></tr> <tr><td>6</td><td>L</td></tr> </table> <p>On request</p>	1	E	2	L	3	B	4	L	6	L	<p><b>B6</b></p>	<p><b>Type 114C</b></p> <p>Oil q.ty (Lt.) 2.70</p> <p>6 Standard 1 plug type L</p> <table border="1"> <tr><td>1</td><td>L</td></tr> <tr><td>2</td><td>L</td></tr> <tr><td>3</td><td>E</td></tr> <tr><td>4</td><td>L</td></tr> <tr><td>6</td><td>B</td></tr> </table> <p>On request</p>	1	L	2	L	3	E	4	L	6	B	<p><b>B7</b></p>	<p><b>Type 114C</b></p> <p>Oil q.ty (Lt.) 2.70</p> <p>6 Standard 1 plug type L</p> <table border="1"> <tr><td>1</td><td>E</td></tr> <tr><td>2</td><td>L</td></tr> <tr><td>3</td><td>L</td></tr> <tr><td>4</td><td>L</td></tr> <tr><td>6</td><td>B</td></tr> </table> <p>On request</p>	1	E	2	L	3	L	4	L	6	B
	1	E																																	
2	L																																		
3	B																																		
4	L																																		
6	L																																		
1	L																																		
2	L																																		
3	E																																		
4	L																																		
6	B																																		
1	E																																		
2	L																																		
3	L																																		
4	L																																		
6	B																																		
<p><b>B8</b></p>	<p><b>Type 114C</b></p> <p>Oil q.ty (Lt.) 2.70</p> <p>6 Standard 1 plug type L</p> <table border="1"> <tr><td>1</td><td>L</td></tr> <tr><td>2</td><td>N+E</td></tr> <tr><td>3</td><td>L</td></tr> <tr><td>4</td><td>B</td></tr> <tr><td>6</td><td>L</td></tr> </table> <p>On request</p>	1	L	2	N+E	3	L	4	B	6	L	<p><b>V5</b></p>	<p><b>Type 114C</b></p> <p>Oil q.ty (Lt.) 5.30</p> <p>6 Standard 1 plug type L</p> <table border="1"> <tr><td>1</td><td>L</td></tr> <tr><td>2</td><td>L</td></tr> <tr><td>3</td><td>L</td></tr> <tr><td>4</td><td>L</td></tr> <tr><td>6</td><td>E</td></tr> </table> <p>On request</p>	1	L	2	L	3	L	4	L	6	E	<p><b>V6</b></p>	<p><b>Type 114C</b></p> <p>Oil q.ty (Lt.) 2.35</p> <p>6 Standard 1 plug type L</p> <table border="1"> <tr><td>1</td><td>E</td></tr> <tr><td>2</td><td>B</td></tr> <tr><td>3</td><td>L</td></tr> <tr><td>4</td><td>L</td></tr> <tr><td>6</td><td>L</td></tr> </table> <p>On request</p>	1	E	2	B	3	L	4	L	6	L
	1	L																																	
2	N+E																																		
3	L																																		
4	B																																		
6	L																																		
1	L																																		
2	L																																		
3	L																																		
4	L																																		
6	E																																		
1	E																																		
2	B																																		
3	L																																		
4	L																																		
6	L																																		



# OIL PLUG POSITIONS - TYPES / POSIZIONE TAPPI OLIO - TIPI

□ Oil plug are on the back side




▽ Filled & breather oil plug

▼ Closed oil plug

△ Drain oil plug

● Level oil plug

## OIL PLUG

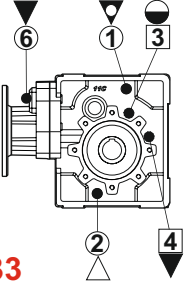
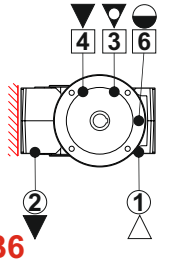
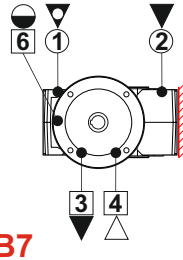
 <b>TO3/8LIA</b> Allum. level plug 3/8	 <b>TO3/8TPO</b> Breather plug 3/8	 <b>TO3/8SCA</b> Allum. closed plug 3/8	 <b>TO3/8PRO</b> Steel extension 3/8
-------------------------------------------------------------------------------------------------------------------------------	---------------------------------------------------------------------------------------------------------------------------	--------------------------------------------------------------------------------------------------------------------------------	-----------------------------------------------------------------------------------------------------------------------------

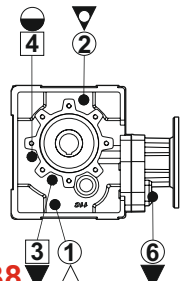
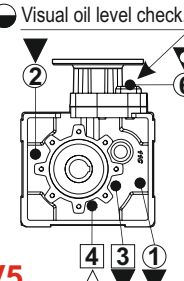
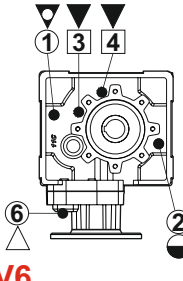
MINERAL OIL	
Code	Description
LUOBLAM460 (Standard)	Eni Blasia 460 Shell Omala S2 GX460



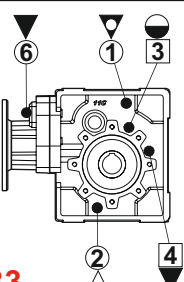
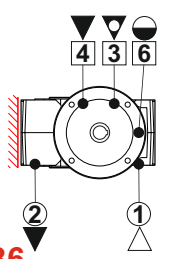
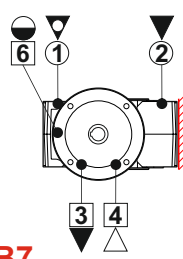
**IMPORTANT:** if it is needed a level plug as in the picture (close to the foot), mount it with hydraulic sealant AREXONS 35A42

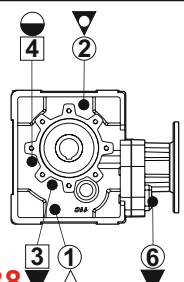
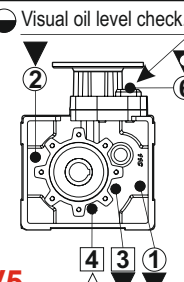
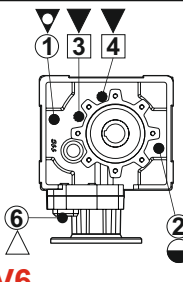
## Standard

 <b>B3</b>	<table border="1"> <thead> <tr> <th>Type</th> <th>133C</th> </tr> </thead> <tbody> <tr> <td>Oil q.ty (Lt.)</td> <td>6.00</td> </tr> <tr> <td>Standard</td> <td> <table border="1"> <tr><td>1</td><td>E</td></tr> <tr><td>2</td><td>L</td></tr> <tr><td>3</td><td>B</td></tr> <tr><td>4</td><td>L</td></tr> <tr><td>6</td><td>L</td></tr> </table> </td> </tr> </tbody> </table>	Type	133C	Oil q.ty (Lt.)	6.00	Standard	<table border="1"> <tr><td>1</td><td>E</td></tr> <tr><td>2</td><td>L</td></tr> <tr><td>3</td><td>B</td></tr> <tr><td>4</td><td>L</td></tr> <tr><td>6</td><td>L</td></tr> </table>	1	E	2	L	3	B	4	L	6	L	 <b>B6</b>	<table border="1"> <thead> <tr> <th>Type</th> <th>133C</th> </tr> </thead> <tbody> <tr> <td>Oil q.ty (Lt.)</td> <td>4.30</td> </tr> <tr> <td>Standard</td> <td> <table border="1"> <tr><td>1</td><td>L</td></tr> <tr><td>2</td><td>L</td></tr> <tr><td>3</td><td>E</td></tr> <tr><td>4</td><td>L</td></tr> <tr><td>6</td><td>B</td></tr> </table> </td> </tr> </tbody> </table>	Type	133C	Oil q.ty (Lt.)	4.30	Standard	<table border="1"> <tr><td>1</td><td>L</td></tr> <tr><td>2</td><td>L</td></tr> <tr><td>3</td><td>E</td></tr> <tr><td>4</td><td>L</td></tr> <tr><td>6</td><td>B</td></tr> </table>	1	L	2	L	3	E	4	L	6	B	 <b>B7</b>	<table border="1"> <thead> <tr> <th>Type</th> <th>133C</th> </tr> </thead> <tbody> <tr> <td>Oil q.ty (Lt.)</td> <td>4.30</td> </tr> <tr> <td>Standard</td> <td> <table border="1"> <tr><td>1</td><td>E</td></tr> <tr><td>2</td><td>L</td></tr> <tr><td>3</td><td>L</td></tr> <tr><td>4</td><td>L</td></tr> <tr><td>6</td><td>B</td></tr> </table> </td> </tr> </tbody> </table>	Type	133C	Oil q.ty (Lt.)	4.30	Standard	<table border="1"> <tr><td>1</td><td>E</td></tr> <tr><td>2</td><td>L</td></tr> <tr><td>3</td><td>L</td></tr> <tr><td>4</td><td>L</td></tr> <tr><td>6</td><td>B</td></tr> </table>	1	E	2	L	3	L	4	L	6	B
Type	133C																																																				
Oil q.ty (Lt.)	6.00																																																				
Standard	<table border="1"> <tr><td>1</td><td>E</td></tr> <tr><td>2</td><td>L</td></tr> <tr><td>3</td><td>B</td></tr> <tr><td>4</td><td>L</td></tr> <tr><td>6</td><td>L</td></tr> </table>	1	E	2	L	3	B	4	L	6	L																																										
1	E																																																				
2	L																																																				
3	B																																																				
4	L																																																				
6	L																																																				
Type	133C																																																				
Oil q.ty (Lt.)	4.30																																																				
Standard	<table border="1"> <tr><td>1</td><td>L</td></tr> <tr><td>2</td><td>L</td></tr> <tr><td>3</td><td>E</td></tr> <tr><td>4</td><td>L</td></tr> <tr><td>6</td><td>B</td></tr> </table>	1	L	2	L	3	E	4	L	6	B																																										
1	L																																																				
2	L																																																				
3	E																																																				
4	L																																																				
6	B																																																				
Type	133C																																																				
Oil q.ty (Lt.)	4.30																																																				
Standard	<table border="1"> <tr><td>1</td><td>E</td></tr> <tr><td>2</td><td>L</td></tr> <tr><td>3</td><td>L</td></tr> <tr><td>4</td><td>L</td></tr> <tr><td>6</td><td>B</td></tr> </table>	1	E	2	L	3	L	4	L	6	B																																										
1	E																																																				
2	L																																																				
3	L																																																				
4	L																																																				
6	B																																																				

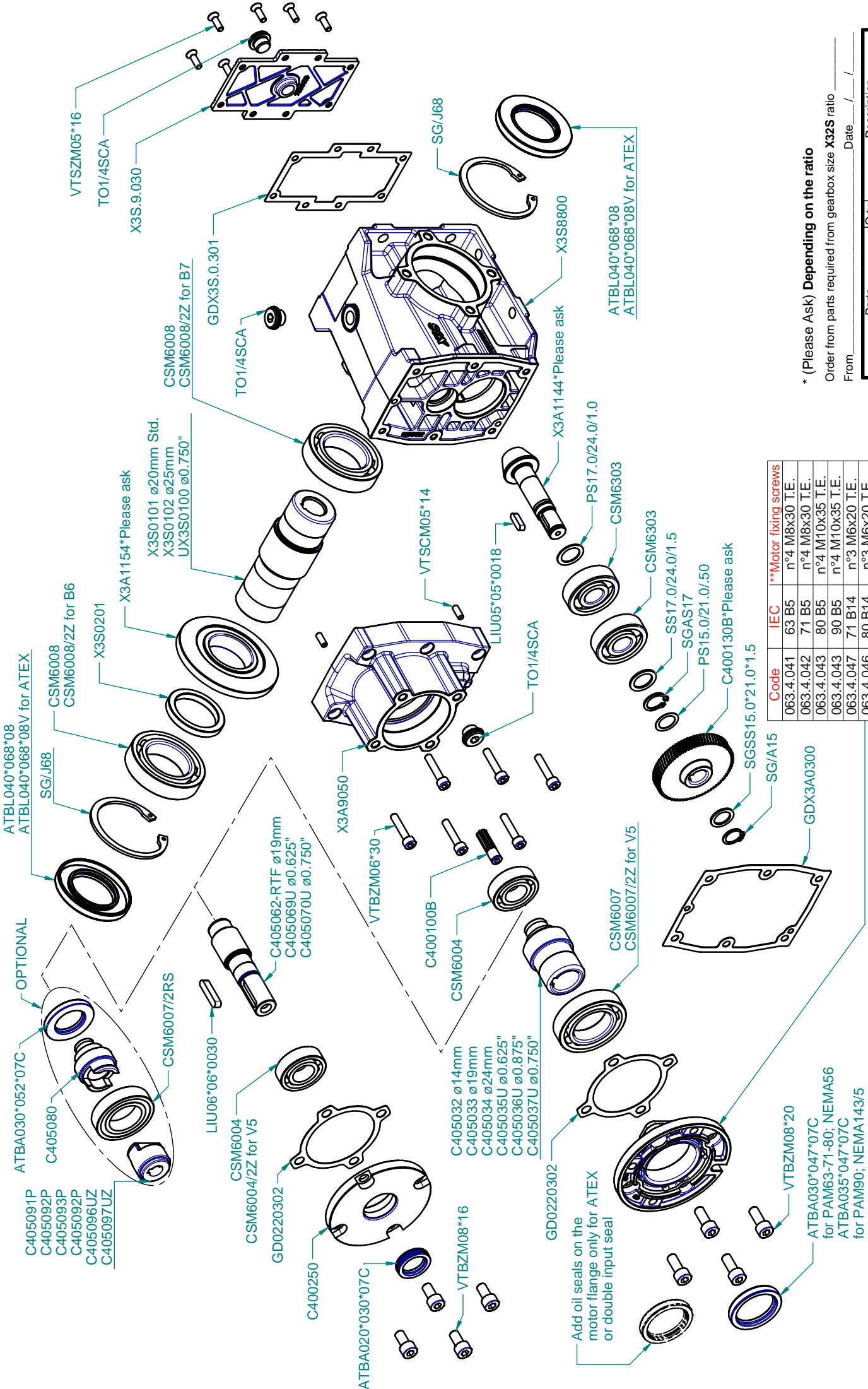
 <b>B8</b>	<table border="1"> <thead> <tr> <th>Type</th> <th>133C</th> </tr> </thead> <tbody> <tr> <td>Oil q.ty (Lt.)</td> <td>3.30</td> </tr> <tr> <td>Standard</td> <td> <table border="1"> <tr><td>1</td><td>L</td></tr> <tr><td>2</td><td>N+E</td></tr> <tr><td>3</td><td>L</td></tr> <tr><td>4</td><td>B</td></tr> <tr><td>6</td><td>L</td></tr> </table> </td> </tr> </tbody> </table>	Type	133C	Oil q.ty (Lt.)	3.30	Standard	<table border="1"> <tr><td>1</td><td>L</td></tr> <tr><td>2</td><td>N+E</td></tr> <tr><td>3</td><td>L</td></tr> <tr><td>4</td><td>B</td></tr> <tr><td>6</td><td>L</td></tr> </table>	1	L	2	N+E	3	L	4	B	6	L	 <b>V5</b>	<table border="1"> <thead> <tr> <th>Type</th> <th>133C</th> </tr> </thead> <tbody> <tr> <td>Oil q.ty (Lt.)</td> <td>7.40</td> </tr> <tr> <td>Standard</td> <td> <table border="1"> <tr><td>1</td><td>L</td></tr> <tr><td>2</td><td>L</td></tr> <tr><td>3</td><td>L</td></tr> <tr><td>4</td><td>L</td></tr> <tr><td>6</td><td>E</td></tr> </table> </td> </tr> </tbody> </table>	Type	133C	Oil q.ty (Lt.)	7.40	Standard	<table border="1"> <tr><td>1</td><td>L</td></tr> <tr><td>2</td><td>L</td></tr> <tr><td>3</td><td>L</td></tr> <tr><td>4</td><td>L</td></tr> <tr><td>6</td><td>E</td></tr> </table>	1	L	2	L	3	L	4	L	6	E	 <b>V6</b>	<table border="1"> <thead> <tr> <th>Type</th> <th>133C</th> </tr> </thead> <tbody> <tr> <td>Oil q.ty (Lt.)</td> <td>3.10</td> </tr> <tr> <td>Standard</td> <td> <table border="1"> <tr><td>1</td><td>E</td></tr> <tr><td>2</td><td>B</td></tr> <tr><td>3</td><td>L</td></tr> <tr><td>4</td><td>L</td></tr> <tr><td>6</td><td>L</td></tr> </table> </td> </tr> </tbody> </table>	Type	133C	Oil q.ty (Lt.)	3.10	Standard	<table border="1"> <tr><td>1</td><td>E</td></tr> <tr><td>2</td><td>B</td></tr> <tr><td>3</td><td>L</td></tr> <tr><td>4</td><td>L</td></tr> <tr><td>6</td><td>L</td></tr> </table>	1	E	2	B	3	L	4	L	6	L
Type	133C																																																				
Oil q.ty (Lt.)	3.30																																																				
Standard	<table border="1"> <tr><td>1</td><td>L</td></tr> <tr><td>2</td><td>N+E</td></tr> <tr><td>3</td><td>L</td></tr> <tr><td>4</td><td>B</td></tr> <tr><td>6</td><td>L</td></tr> </table>	1	L	2	N+E	3	L	4	B	6	L																																										
1	L																																																				
2	N+E																																																				
3	L																																																				
4	B																																																				
6	L																																																				
Type	133C																																																				
Oil q.ty (Lt.)	7.40																																																				
Standard	<table border="1"> <tr><td>1</td><td>L</td></tr> <tr><td>2</td><td>L</td></tr> <tr><td>3</td><td>L</td></tr> <tr><td>4</td><td>L</td></tr> <tr><td>6</td><td>E</td></tr> </table>	1	L	2	L	3	L	4	L	6	E																																										
1	L																																																				
2	L																																																				
3	L																																																				
4	L																																																				
6	E																																																				
Type	133C																																																				
Oil q.ty (Lt.)	3.10																																																				
Standard	<table border="1"> <tr><td>1</td><td>E</td></tr> <tr><td>2</td><td>B</td></tr> <tr><td>3</td><td>L</td></tr> <tr><td>4</td><td>L</td></tr> <tr><td>6</td><td>L</td></tr> </table>	1	E	2	B	3	L	4	L	6	L																																										
1	E																																																				
2	B																																																				
3	L																																																				
4	L																																																				
6	L																																																				

## Standard

 <b>B3</b>	<table border="1"> <thead> <tr> <th>Type</th> <th>134C</th> </tr> </thead> <tbody> <tr> <td>Oil q.ty (Lt.)</td> <td>6.10</td> </tr> <tr> <td>Standard</td> <td> <table border="1"> <tr><td>1</td><td>E</td></tr> <tr><td>2</td><td>L</td></tr> <tr><td>3</td><td>B</td></tr> <tr><td>4</td><td>L</td></tr> <tr><td>6</td><td>L</td></tr> </table> </td> </tr> </tbody> </table>	Type	134C	Oil q.ty (Lt.)	6.10	Standard	<table border="1"> <tr><td>1</td><td>E</td></tr> <tr><td>2</td><td>L</td></tr> <tr><td>3</td><td>B</td></tr> <tr><td>4</td><td>L</td></tr> <tr><td>6</td><td>L</td></tr> </table>	1	E	2	L	3	B	4	L	6	L	 <b>B6</b>	<table border="1"> <thead> <tr> <th>Type</th> <th>134C</th> </tr> </thead> <tbody> <tr> <td>Oil q.ty (Lt.)</td> <td>4.40</td> </tr> <tr> <td>Standard</td> <td> <table border="1"> <tr><td>1</td><td>L</td></tr> <tr><td>2</td><td>L</td></tr> <tr><td>3</td><td>E</td></tr> <tr><td>4</td><td>L</td></tr> <tr><td>6</td><td>B</td></tr> </table> </td> </tr> </tbody> </table>	Type	134C	Oil q.ty (Lt.)	4.40	Standard	<table border="1"> <tr><td>1</td><td>L</td></tr> <tr><td>2</td><td>L</td></tr> <tr><td>3</td><td>E</td></tr> <tr><td>4</td><td>L</td></tr> <tr><td>6</td><td>B</td></tr> </table>	1	L	2	L	3	E	4	L	6	B	 <b>B7</b>	<table border="1"> <thead> <tr> <th>Type</th> <th>134C</th> </tr> </thead> <tbody> <tr> <td>Oil q.ty (Lt.)</td> <td>4.40</td> </tr> <tr> <td>Standard</td> <td> <table border="1"> <tr><td>1</td><td>E</td></tr> <tr><td>2</td><td>L</td></tr> <tr><td>3</td><td>L</td></tr> <tr><td>4</td><td>L</td></tr> <tr><td>6</td><td>B</td></tr> </table> </td> </tr> </tbody> </table>	Type	134C	Oil q.ty (Lt.)	4.40	Standard	<table border="1"> <tr><td>1</td><td>E</td></tr> <tr><td>2</td><td>L</td></tr> <tr><td>3</td><td>L</td></tr> <tr><td>4</td><td>L</td></tr> <tr><td>6</td><td>B</td></tr> </table>	1	E	2	L	3	L	4	L	6	B
Type	134C																																																				
Oil q.ty (Lt.)	6.10																																																				
Standard	<table border="1"> <tr><td>1</td><td>E</td></tr> <tr><td>2</td><td>L</td></tr> <tr><td>3</td><td>B</td></tr> <tr><td>4</td><td>L</td></tr> <tr><td>6</td><td>L</td></tr> </table>	1	E	2	L	3	B	4	L	6	L																																										
1	E																																																				
2	L																																																				
3	B																																																				
4	L																																																				
6	L																																																				
Type	134C																																																				
Oil q.ty (Lt.)	4.40																																																				
Standard	<table border="1"> <tr><td>1</td><td>L</td></tr> <tr><td>2</td><td>L</td></tr> <tr><td>3</td><td>E</td></tr> <tr><td>4</td><td>L</td></tr> <tr><td>6</td><td>B</td></tr> </table>	1	L	2	L	3	E	4	L	6	B																																										
1	L																																																				
2	L																																																				
3	E																																																				
4	L																																																				
6	B																																																				
Type	134C																																																				
Oil q.ty (Lt.)	4.40																																																				
Standard	<table border="1"> <tr><td>1</td><td>E</td></tr> <tr><td>2</td><td>L</td></tr> <tr><td>3</td><td>L</td></tr> <tr><td>4</td><td>L</td></tr> <tr><td>6</td><td>B</td></tr> </table>	1	E	2	L	3	L	4	L	6	B																																										
1	E																																																				
2	L																																																				
3	L																																																				
4	L																																																				
6	B																																																				

 <b>B8</b>	<table border="1"> <thead> <tr> <th>Type</th> <th>134C</th> </tr> </thead> <tbody> <tr> <td>Oil q.ty (Lt.)</td> <td>6.40</td> </tr> <tr> <td>Standard</td> <td> <table border="1"> <tr><td>1</td><td>L</td></tr> <tr><td>2</td><td>N+E</td></tr> <tr><td>3</td><td>L</td></tr> <tr><td>4</td><td>B</td></tr> <tr><td>6</td><td>L</td></tr> </table> </td> </tr> </tbody> </table>	Type	134C	Oil q.ty (Lt.)	6.40	Standard	<table border="1"> <tr><td>1</td><td>L</td></tr> <tr><td>2</td><td>N+E</td></tr> <tr><td>3</td><td>L</td></tr> <tr><td>4</td><td>B</td></tr> <tr><td>6</td><td>L</td></tr> </table>	1	L	2	N+E	3	L	4	B	6	L	 <b>V5</b>	<table border="1"> <thead> <tr> <th>Type</th> <th>134C</th> </tr> </thead> <tbody> <tr> <td>Oil q.ty (Lt.)</td> <td>7.50</td> </tr> <tr> <td>Standard</td> <td> <table border="1"> <tr><td>1</td><td>L</td></tr> <tr><td>2</td><td>L</td></tr> <tr><td>3</td><td>L</td></tr> <tr><td>4</td><td>L</td></tr> <tr><td>6</td><td>E</td></tr> </table> </td> </tr> </tbody> </table>	Type	134C	Oil q.ty (Lt.)	7.50	Standard	<table border="1"> <tr><td>1</td><td>L</td></tr> <tr><td>2</td><td>L</td></tr> <tr><td>3</td><td>L</td></tr> <tr><td>4</td><td>L</td></tr> <tr><td>6</td><td>E</td></tr> </table>	1	L	2	L	3	L	4	L	6	E	 <b>V6</b>	<table border="1"> <thead> <tr> <th>Type</th> <th>134C</th> </tr> </thead> <tbody> <tr> <td>Oil q.ty (Lt.)</td> <td>3.20</td> </tr> <tr> <td>Standard</td> <td> <table border="1"> <tr><td>1</td><td>E</td></tr> <tr><td>2</td><td>B</td></tr> <tr><td>3</td><td>L</td></tr> <tr><td>4</td><td>L</td></tr> <tr><td>6</td><td>L</td></tr> </table> </td> </tr> </tbody> </table>	Type	134C	Oil q.ty (Lt.)	3.20	Standard	<table border="1"> <tr><td>1</td><td>E</td></tr> <tr><td>2</td><td>B</td></tr> <tr><td>3</td><td>L</td></tr> <tr><td>4</td><td>L</td></tr> <tr><td>6</td><td>L</td></tr> </table>	1	E	2	B	3	L	4	L	6	L
Type	134C																																																				
Oil q.ty (Lt.)	6.40																																																				
Standard	<table border="1"> <tr><td>1</td><td>L</td></tr> <tr><td>2</td><td>N+E</td></tr> <tr><td>3</td><td>L</td></tr> <tr><td>4</td><td>B</td></tr> <tr><td>6</td><td>L</td></tr> </table>	1	L	2	N+E	3	L	4	B	6	L																																										
1	L																																																				
2	N+E																																																				
3	L																																																				
4	B																																																				
6	L																																																				
Type	134C																																																				
Oil q.ty (Lt.)	7.50																																																				
Standard	<table border="1"> <tr><td>1</td><td>L</td></tr> <tr><td>2</td><td>L</td></tr> <tr><td>3</td><td>L</td></tr> <tr><td>4</td><td>L</td></tr> <tr><td>6</td><td>E</td></tr> </table>	1	L	2	L	3	L	4	L	6	E																																										
1	L																																																				
2	L																																																				
3	L																																																				
4	L																																																				
6	E																																																				
Type	134C																																																				
Oil q.ty (Lt.)	3.20																																																				
Standard	<table border="1"> <tr><td>1</td><td>E</td></tr> <tr><td>2</td><td>B</td></tr> <tr><td>3</td><td>L</td></tr> <tr><td>4</td><td>L</td></tr> <tr><td>6</td><td>L</td></tr> </table>	1	E	2	B	3	L	4	L	6	L																																										
1	E																																																				
2	B																																																				
3	L																																																				
4	L																																																				
6	L																																																				





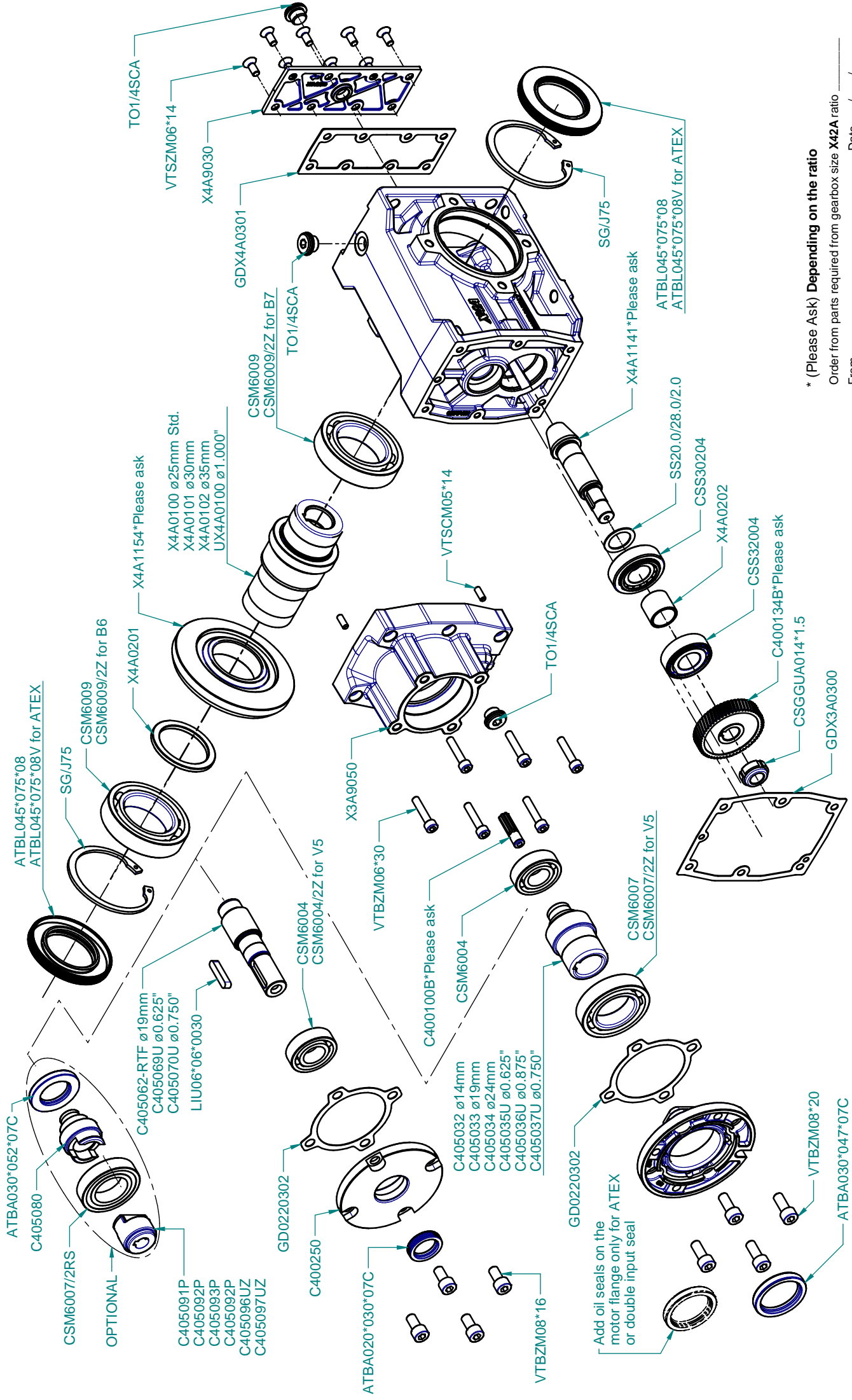
Code	IEC	**Motor fixing screws
063.4.041	63 B5	n°4 M8x30 T.E.
063.4.042	71 B5	n°4 M8x30 T.E.
063.4.043	80 B5	n°4 M10x35 T.E.
063.4.043	90 B5	n°4 M10x35 T.E.
063.4.047	71 B14	n°3 M6x20 T.E.
063.4.046	80 B14	n°3 M6x20 T.E.
063.4.041	90 B14	n°4 M8x20 T.E.
U0634041	56C-143/5	-

\* (Please Ask) Depending on the ratio

Order from parts required from gearbox size X32S ratio \_\_\_\_\_

From \_\_\_\_\_ Date \_\_\_\_\_ / \_\_\_\_\_ / \_\_\_\_\_

Parts	Qty	Description

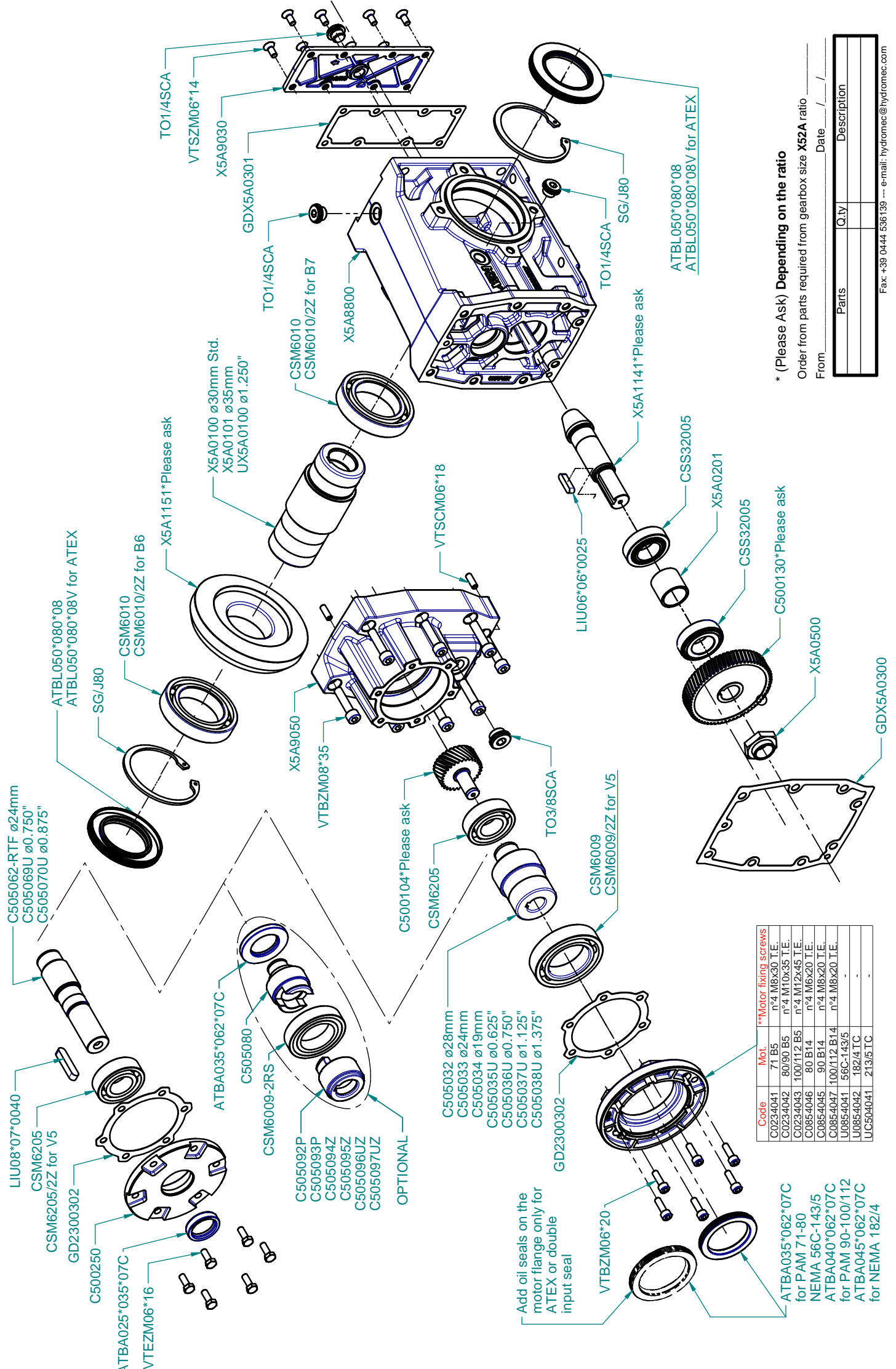


\* (Please Ask) Depending on the ratio

Order from parts required from gearbox size X42A ratio \_\_\_\_\_

From \_\_\_\_\_ Date \_\_\_\_\_ / \_\_\_\_\_ / \_\_\_\_\_

Parts	Q.ty	Description



Code	Mot.	**Motor fixing screws
C0234041	71 B5	n°4 M8x30 T.E.
C0234042	80/90 B5	n°4 M10x35 T.E.
C0234043	100/112 B5	n°4 M12x45 T.E.
C0854046	80 B14	n°4 M6x20 T.E.
C0854045	90 B14	n°4 M8x20 T.E.
C0854047	100/112 B14	n°4 M8x20 T.E.
U0854041	56C-143/5	-
U0854042	182/4TC	-
UC504041	213/5TC	-

ATBA035\*062\*07C  
for PAM 71-80  
NEMA 56C-143/5  
ATBA040\*062\*07C  
for PAM 90-100/112  
ATBA045\*062\*07C  
for NEMA 182/4

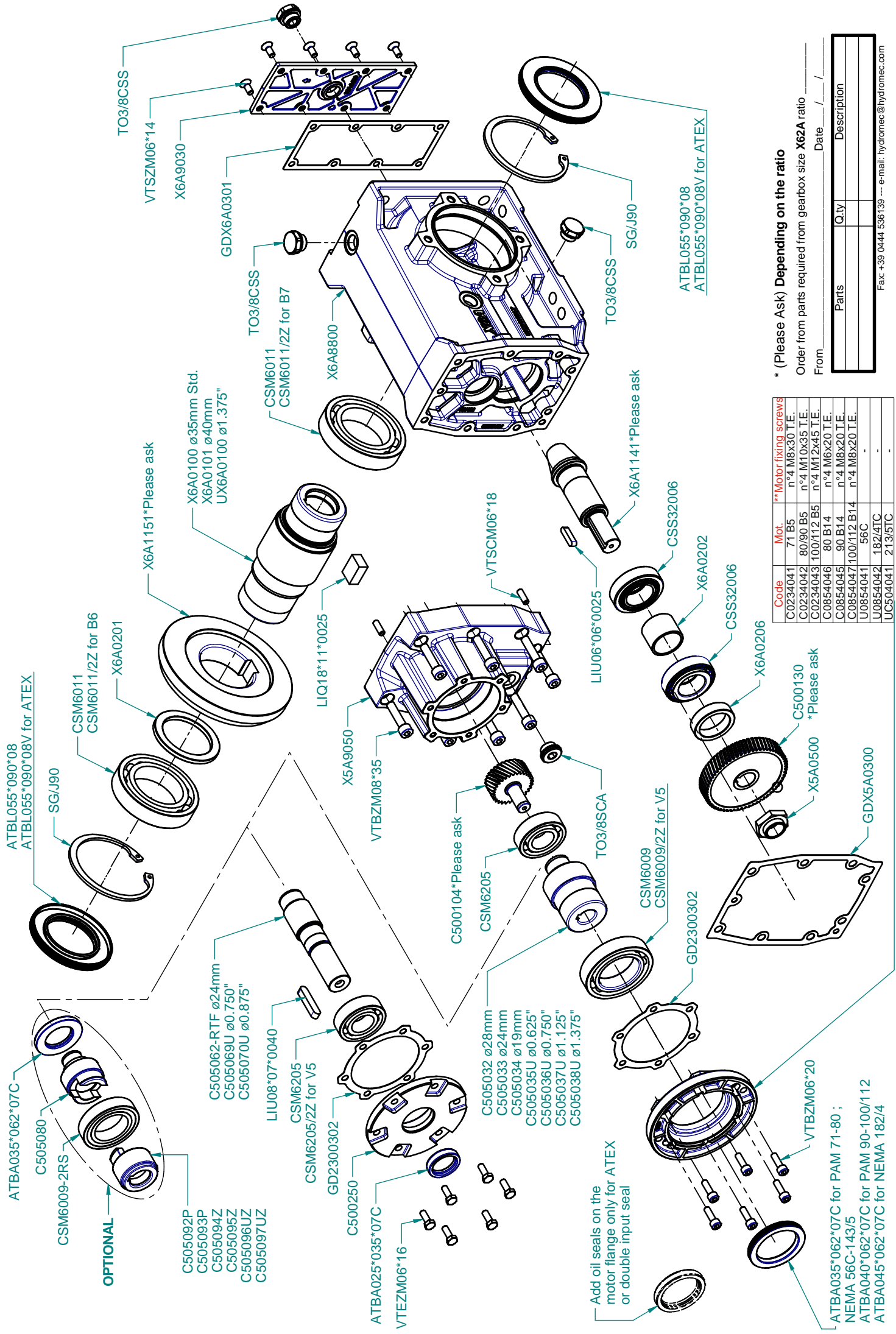
Add oil seals on the motor flange only for ATEX or double input seal

\* (Please Ask) Depending on the ratio

Order from parts required from gearbox size X52A ratio \_\_\_\_\_

From \_\_\_\_\_ Date \_\_\_\_\_ / \_\_\_\_\_ / \_\_\_\_\_

Parts	Q.ty	Description



Code	Mot.	**Motor fixing screws
C0234041	71 B5	n°4 M8x30 T.E.
C0234042	80/90 B5	n°4 M10x35 T.E.
C0234043	100/112 B5	n°4 M12x45 T.E.
C0854046	80 B14	n°4 M8x20 T.E.
C0854045	90 B14	n°4 M8x20 T.E.
C0854047	100/112 B14	n°4 M8x20 T.E.
U0854041	56C	-
U0854042	182/4TC	-
UC504041	213/5TC	-

\* (Please Ask) Depending on the ratio

Order from parts required from gearbox size X62A ratio \_\_\_\_\_

From \_\_\_\_\_ Date \_\_\_\_\_ / \_\_\_\_\_ / \_\_\_\_\_

Parts	Qty	Description

Fax: +39 0444 536139 ---- e-mail: hydromec@hydromec.com

Add oil seals on the motor flange only for ATEX or double input seal

ATBA035\*062\*07C for PAM 71-80 ;  
NEMA 56C-143/5  
ATBA040\*062\*07C for PAM 90-100/112  
ATBA045\*062\*07C for NEMA 182/4



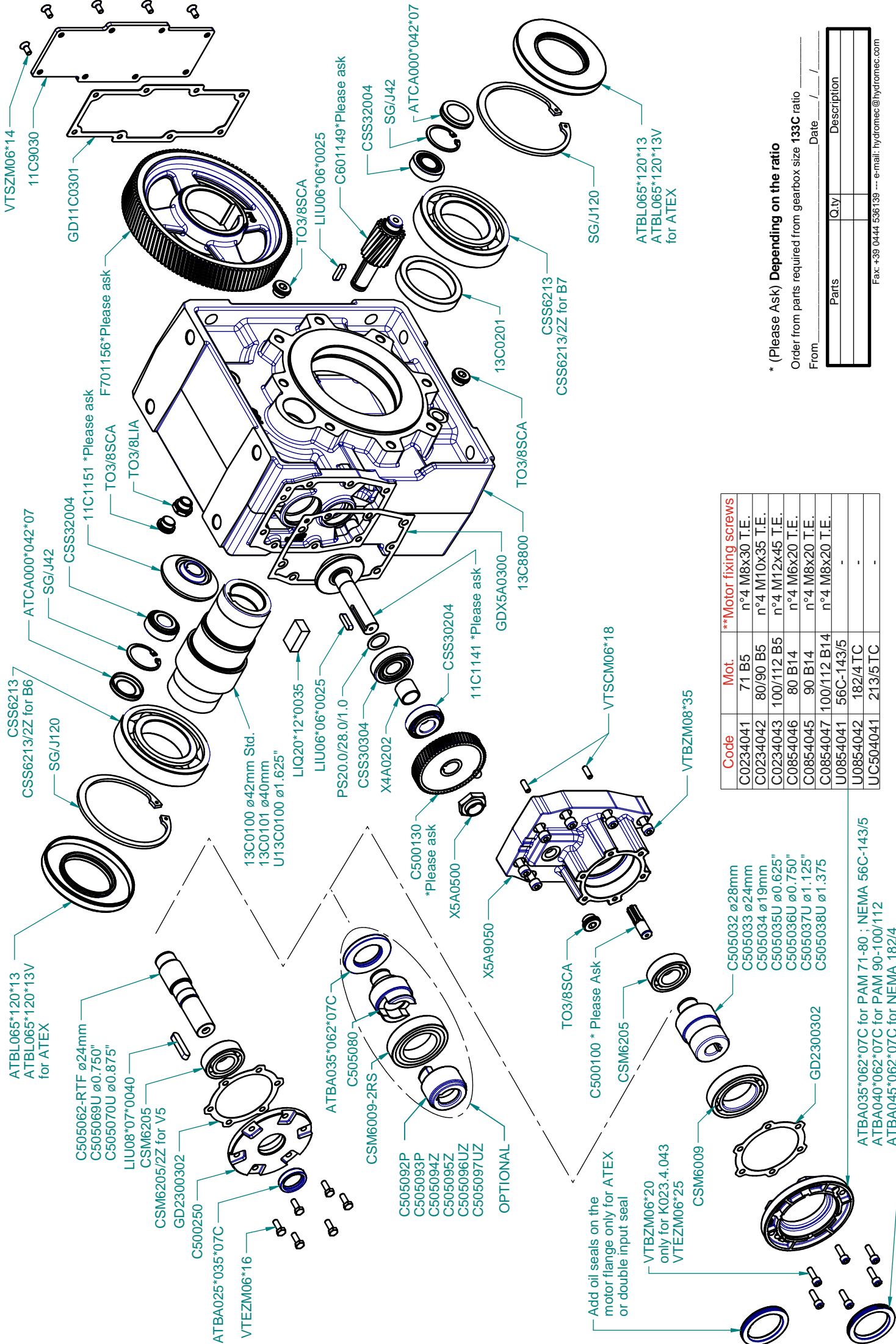












Code	Mot.	**Motor fixing screws
C0234041	71 B5	n°4 M8x30 T.E.
C0234042	80/90 B5	n°4 M10x35 T.E.
C0234043	100/112 B5	n°4 M12x45 T.E.
C0854046	80 B14	n°4 M6x20 T.E.
C0854045	90 B14	n°4 M8x20 T.E.
C0854047	100/112 B14	n°4 M8x20 T.E.
U0854041	56C-143/5	-
U0854042	182/4 TC	-
UC504041	213/5 TC	-

\* (Please Ask) Depending on the ratio


Order from parts required from gearbox size 133C ratio

From \_\_\_\_\_ Date \_\_\_\_/\_\_\_\_/\_\_\_\_

Parts	Qty	Description







\* (Please Ask) Depending on the ratio

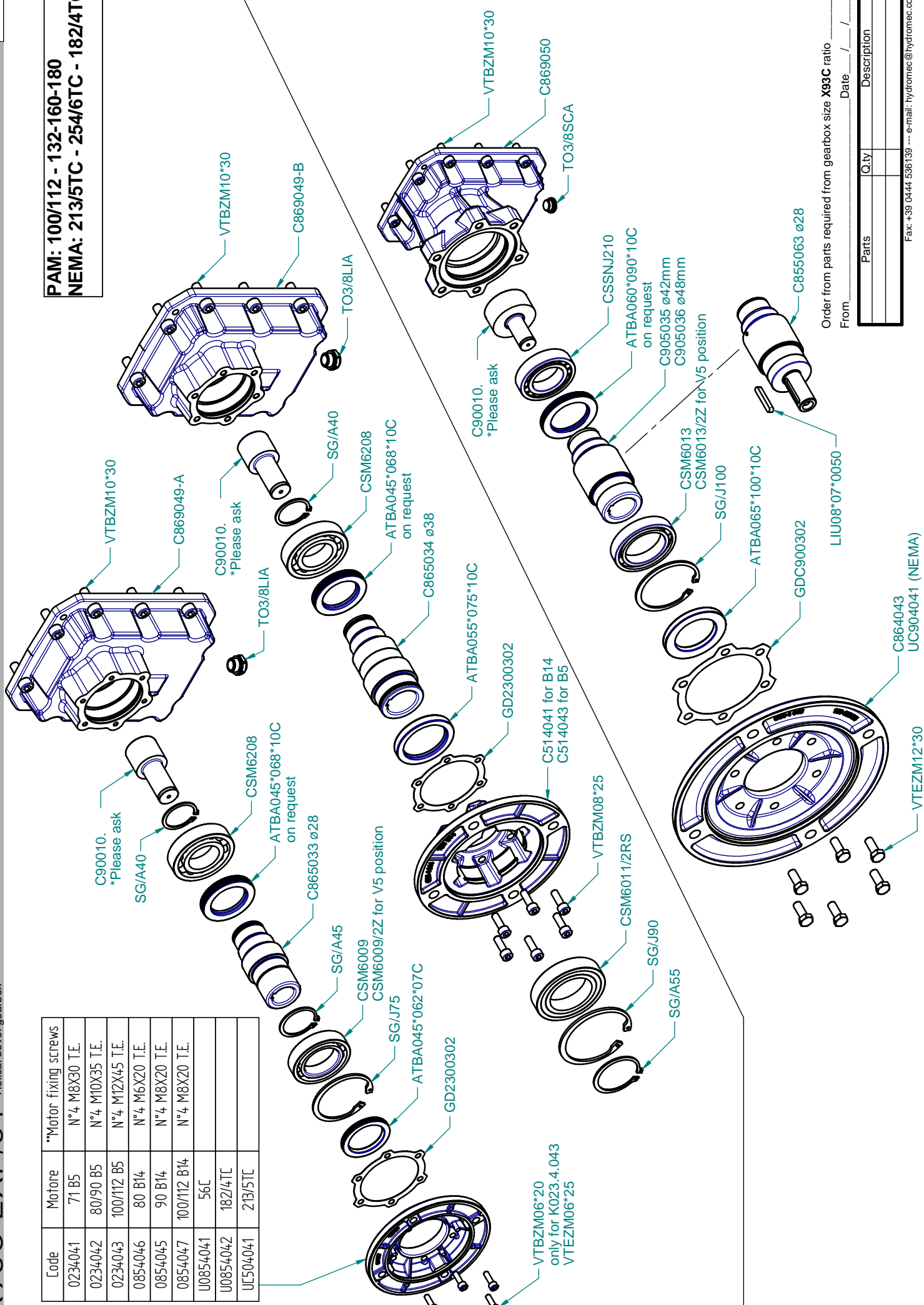
Order from parts required from gearbox size X93C ratio \_\_\_\_\_

From \_\_\_\_\_ Date \_\_\_\_\_ / \_\_\_\_\_ / \_\_\_\_\_

Parts	Q.ty	Description

Code	Motore	**Motor fixing screws
0234041	71 B5	N°4 M8X30 T.E.
0234042	80/90 B5	N°4 M10X35 T.E.
0234043	100/112 B5	N°4 M12X45 T.E.
0854046	80 B14	N°4 M6X20 T.E.
0854045	90 B14	N°4 M8X20 T.E.
0854047	100/112 B14	N°4 M8X20 T.E.
U0854041	56C	
U0854042	182/4TC	
U0854041	213/5TC	

**PAM: 100/112 - 132-160-180**  
**NEMA: 213/5TC - 254/6TC - 182/4TC**



VTBZM06\*20  
only for K023.4.043  
VTEZM06\*25

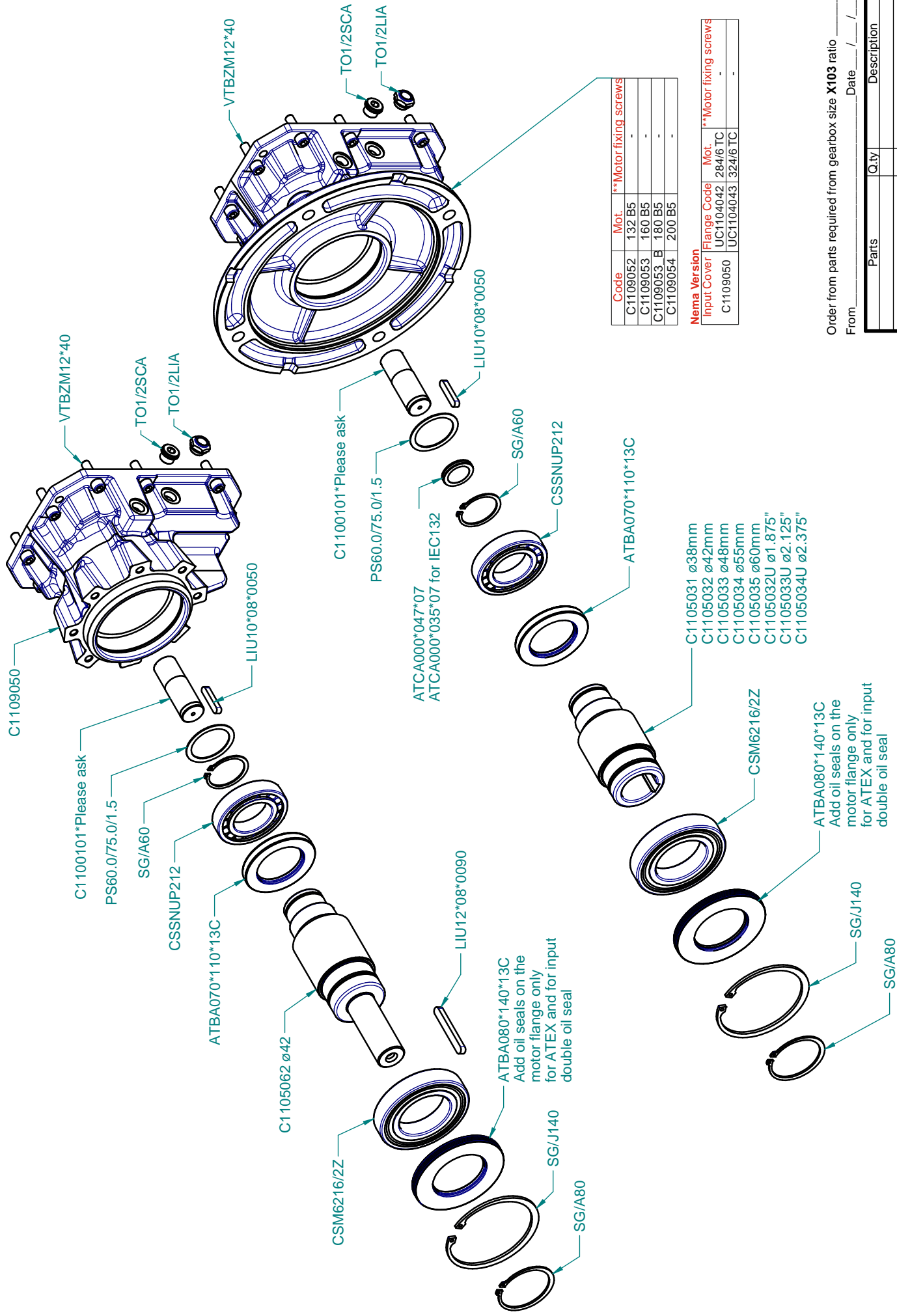
Order from parts required from gearbox size **X93C** ratio \_\_\_\_\_  
From \_\_\_\_\_ Date \_\_\_\_/\_\_\_\_/\_\_\_\_

Parts	Q.ty	Description

Fax: +39 0444 536139 ---- e-mail: [hydromec@hydromec.com](mailto:hydromec@hydromec.com)







Code	Mot.	**Motor fixing screws
C1109052	132 B5	-
C1109053	160 B5	-
C1109053 B	180 B5	-
C1109054	200 B5	-

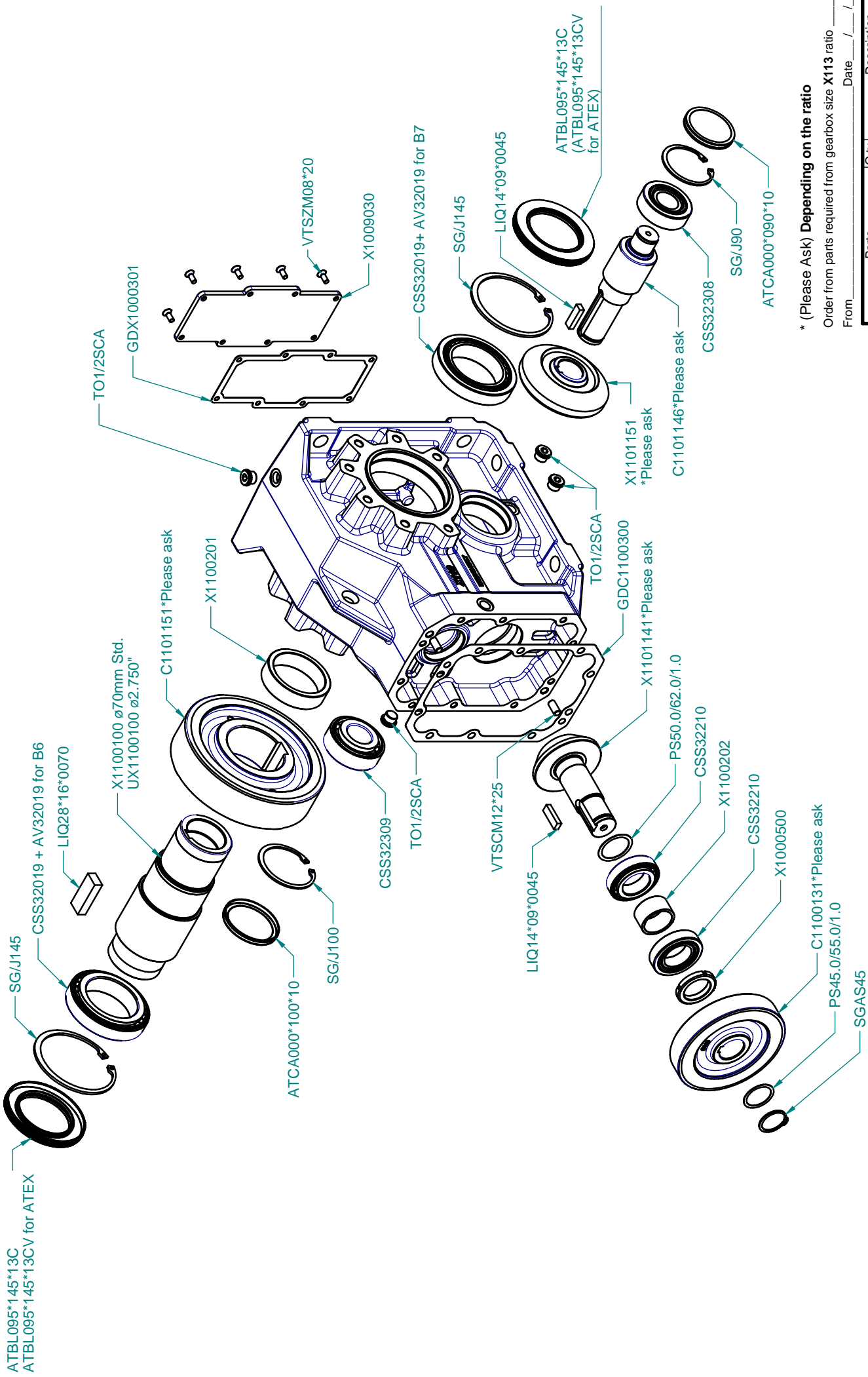
Nema Version	Flange Code	Mot.	**Motor fixing screws
Input Cover	UC1104042	284/6 TC	-
	UC1104043	324/6 TC	-

Order from parts required from gearbox size **X103** ratio \_\_\_\_\_

From \_\_\_\_\_ Date \_\_\_\_/\_\_\_\_/\_\_\_\_

Parts	Qty	Description

Fax: +39 0444 536139 ---- e-mail: hydromec@hydromec.com

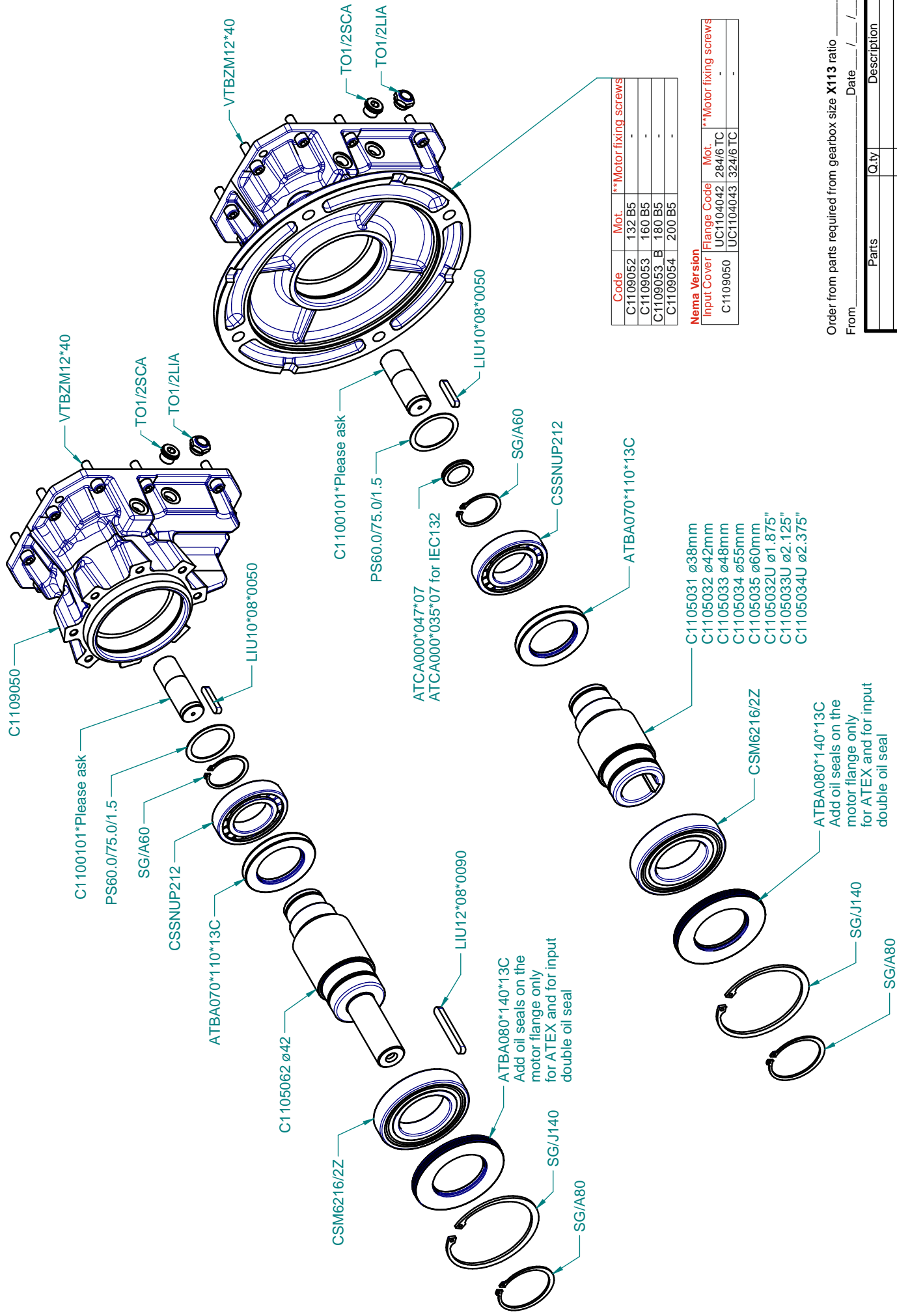


\* (Please Ask) Depending on the ratio

Order from parts required from gearbox size X113 ratio \_\_\_\_\_

From \_\_\_\_\_ Date \_\_\_\_\_ / \_\_\_\_\_ / \_\_\_\_\_

Parts	Q.ty	Description



Code	Mot.	**Motor fixing screws
C1109052	132 B5	-
C1109053	160 B5	-
C1109053 B	180 B5	-
C1109054	200 B5	-

Nema Version	Flange Code	Mot.	**Motor fixing screws
Input Cover	UC1104042	284/6 TC	-
C1109050	UC1104043	324/6 TC	-

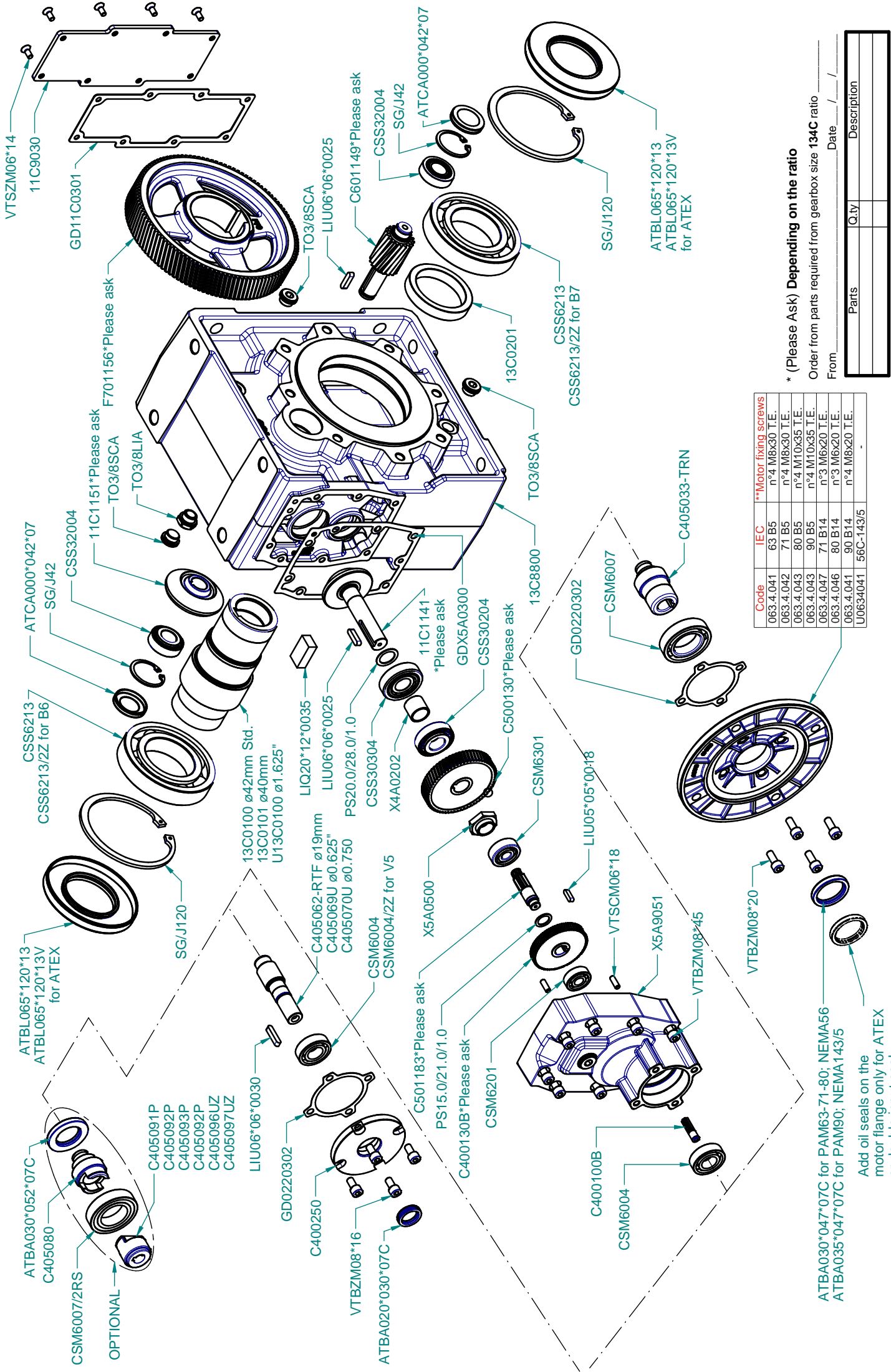
Order from parts required from gearbox size X113 ratio \_\_\_\_\_

From \_\_\_\_\_ Date \_\_\_\_/\_\_\_\_/\_\_\_\_

Parts	Qty	Description

Fax: +39 0444 536139 ---- e-mail: hydromec@hydromec.com





Code	IEC	**Motor fixing screws
063.4.041	63 B5	n°4 M8x30 T.E.
063.4.042	71 B5	n°4 M8x30 T.E.
063.4.043	80 B5	n°4 M10x35 T.E.
063.4.043	90 B5	n°4 M10x35 T.E.
063.4.047	71 B14	n°3 M6x20 T.E.
063.4.046	80 B14	n°3 M6x20 T.E.
063.4.041	90 B14	n°4 M8x20 T.E.
U0634041	56C-143/5	-

\* (Please Ask) Depending on the ratio

Order from parts required from gearbox size 134C ratio

From \_\_\_\_\_ Date \_\_\_\_/\_\_\_\_/\_\_\_\_

Parts	Qty	Description

ATBA030\*047\*07C for PAM63-71-80; NEMA56  
ATBA035\*047\*07C for PAM90; NEMA143/5

Add oil seals on the motor flange only for ATEX or double input seal



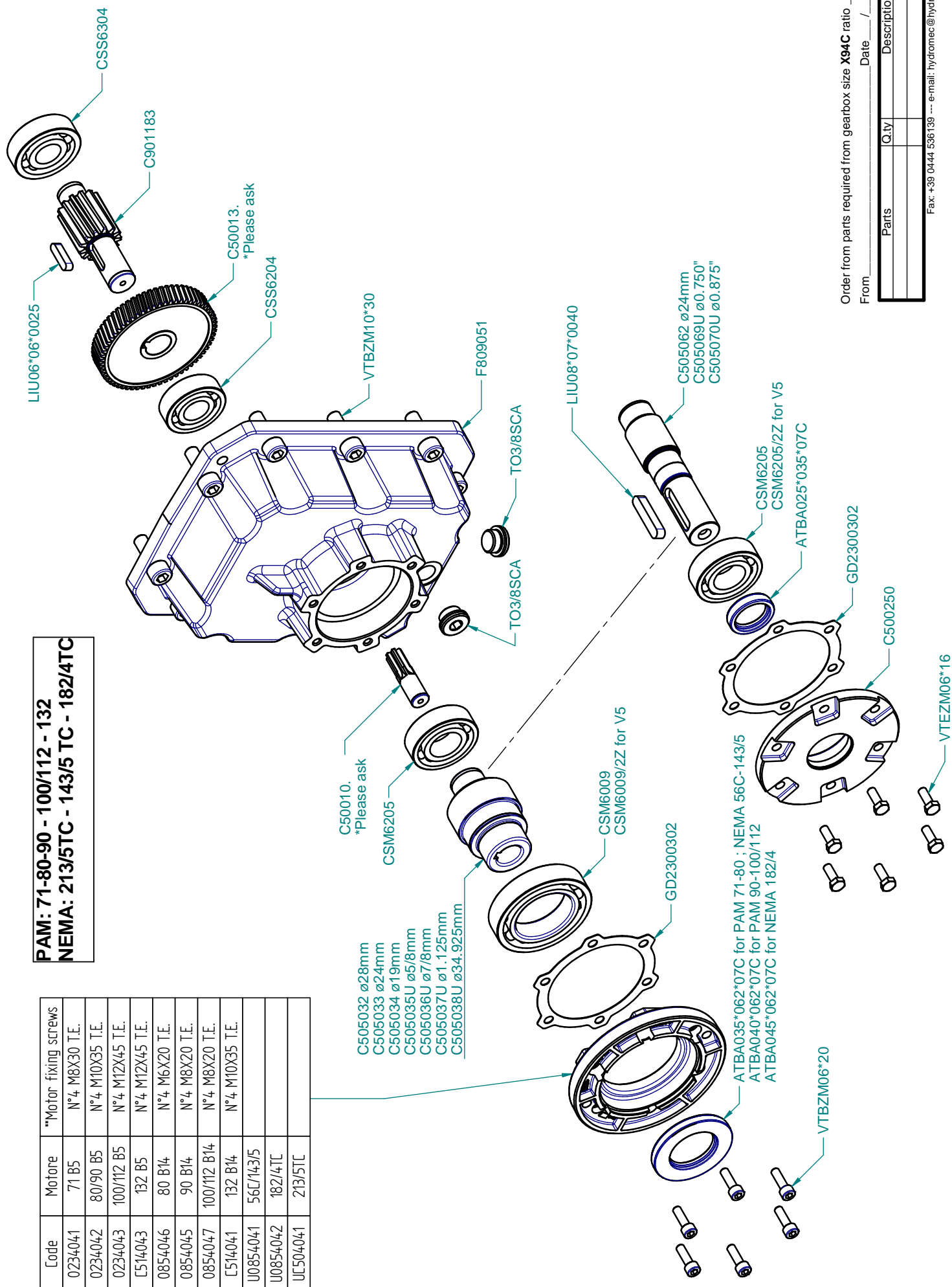






Code	Motore	**Motor fixing screws
0234041	71 B5	N°4 M8X30 T.E.
0234042	80/90 B5	N°4 M10X35 T.E.
0234043	100/112 B5	N°4 M12X45 T.E.
C514043	132 B5	N°4 M12X45 T.E.
0854046	80 B14	N°4 M6X20 T.E.
0854045	90 B14	N°4 M8X20 T.E.
0854047	100/112 B14	N°4 M8X20 T.E.
C514041	132 B14	N°4 M10X35 T.E.
U0854041	56C/143/5	
U0854042	182/4TC	
U054041	213/5TC	

**PAM: 71-80-90 - 100/112 - 132**  
**NEMA: 213/5TC - 143/5 TC - 182/4TC**

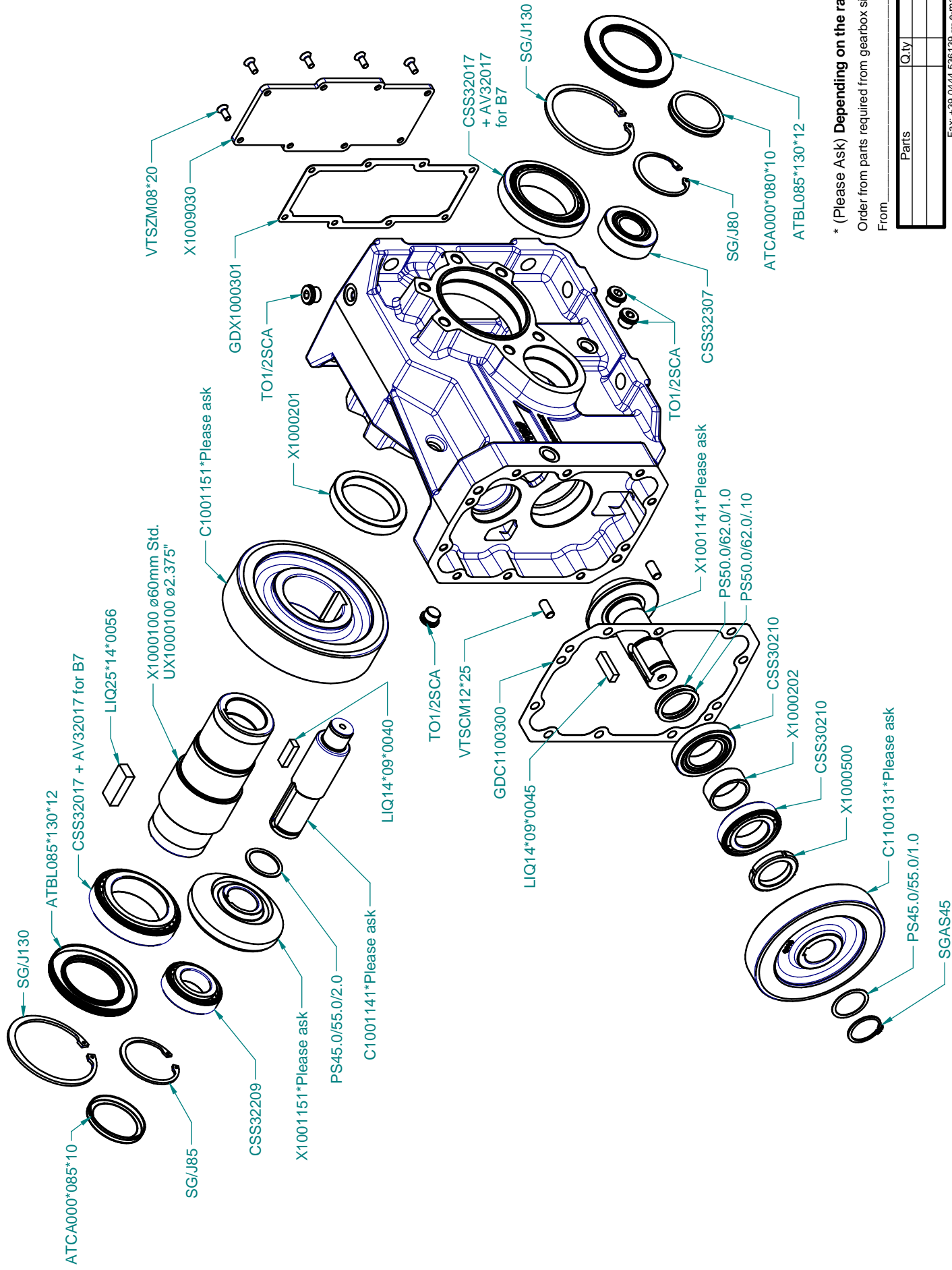


Order from parts required from gearbox size **X94C** ratio \_\_\_\_\_

From \_\_\_\_\_ Date \_\_\_\_/\_\_\_\_/\_\_\_\_

Parts	Q.ty	Description

Fax: +39 0444 536139 ---- e-mail: hydromec@hydromec.com



\* (Please Ask) Depending on the ratio

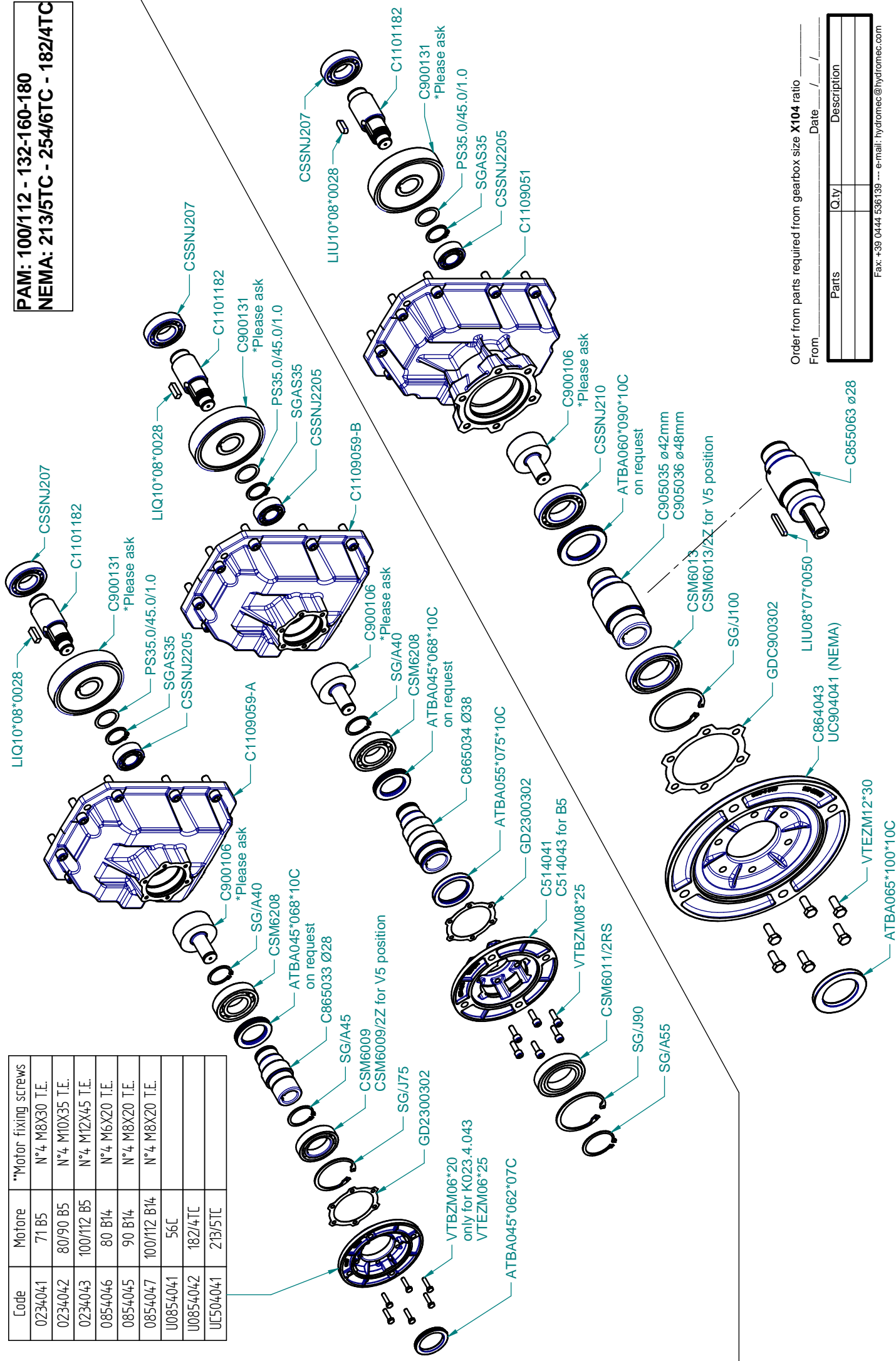
Order from parts required from gearbox size X104 ratio \_\_\_\_\_

From \_\_\_\_\_ Date \_\_\_\_\_ / \_\_\_\_\_ / \_\_\_\_\_

Parts	Qty	Description

Code	Motore	**Motor fixing screws
0234041	71 B5	N°4 M8X30 T.E.
0234042	80/90 B5	N°4 M10X35 T.E.
0234043	100/112 B5	N°4 M12X45 T.E.
0854046	80 B14	N°4 M6X20 T.E.
0854045	90 B14	N°4 M8X20 T.E.
0854047	100/112 B14	N°4 M8X20 T.E.
U0854041	56C	
U0854042	182/4TC	
U0854041	213/5TC	


**PAM: 100/112 - 132-160-180**  
**NEMA: 213/5TC - 254/6TC - 182/4TC**



Order from parts required from gearbox size X104 ratio \_\_\_\_\_  
From \_\_\_\_\_ Date \_\_\_\_/\_\_\_\_/\_\_\_\_

Parts	Qty	Description

Fax: +39 0444 536139 ---- e-mail: hydromec@hydromec.com



\* (Please Ask) Depending on the ratio

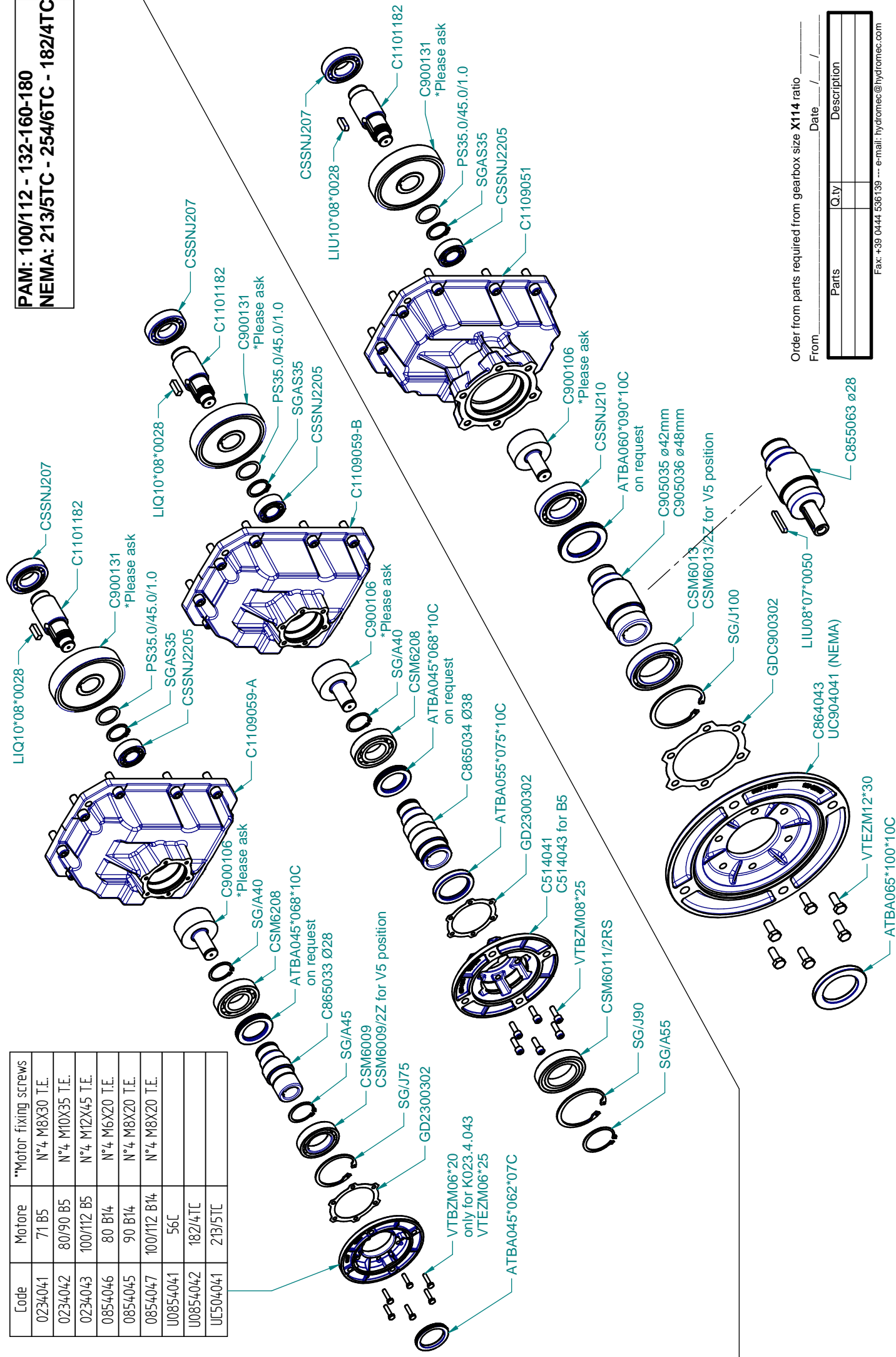
Order from parts required from gearbox size X114 ratio \_\_\_\_\_

From \_\_\_\_\_ Date \_\_\_\_/\_\_\_\_/\_\_\_\_

Parts	Qty	Description

Code	Motore	**Motor fixing screws
0234041	71 B5	N°4 M8X30 T.E.
0234042	80/90 B5	N°4 M10X35 T.E.
0234043	100/112 B5	N°4 M12X45 T.E.
0854046	80 B14	N°4 M6X20 T.E.
0854045	90 B14	N°4 M8X20 T.E.
0854047	100/112 B14	N°4 M8X20 T.E.
U0854041	56C	
U0854042	182/4TC	
U0854041	213/5TC	

**PAM: 100/112 - 132-160-180**  
**NEMA: 213/5TC - 254/6TC - 182/4TC**



Order from parts required from gearbox size X114 ratio \_\_\_\_\_  
From \_\_\_\_\_ Date \_\_\_\_/\_\_\_\_/\_\_\_\_

Parts	Qty	Description

Fax: +39 0444 536139 ---- e-mail: hydromec@hydromec.com







# HYDRO · MEC

HIGH EFFICIENCY GEARBOXES

Via della Tecnica, 19 - 36050 Sovizzo (VI)  
Tel. +39 0444551911 - Fax. +39 0444 536139  
[hydromec@hydromec.com](mailto:hydromec@hydromec.com)



MN-GBM-BVX-HM024-ML

